

Form K66.
March, 1908.
(Sup'des K480.)

ILLUSTRATED
PRICE LIST OF PARTS

FOR

Class 48K Machines


(Nos. 48K1 and 48K2).




THE SINGER MANUFACTURING CO.

1908.






Q8355



92869



92853



92886

92901



92874

Q8366



92862




92903



92852

FULL SIZE.

92863



92866



81910




92894



92885



025527



92875



08372




02007




08614




08645 014026 92884 80270 011663 02117



92864



92899



92865



08228



92881



92892



92891



92879



08414



92878




92893




92883



80049




08292




92857



92882




92871




02060



92858



92854



08226



02054



08223



~~015068~~




92902



4/10

PLATE 261.

08360



92860



02020



02070



92888



92873


92890



92889




92895



92867



015281



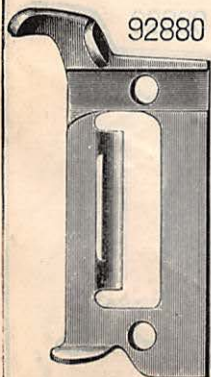
92900



92870



92880



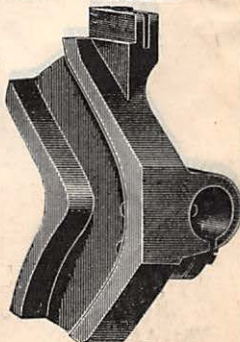
92868



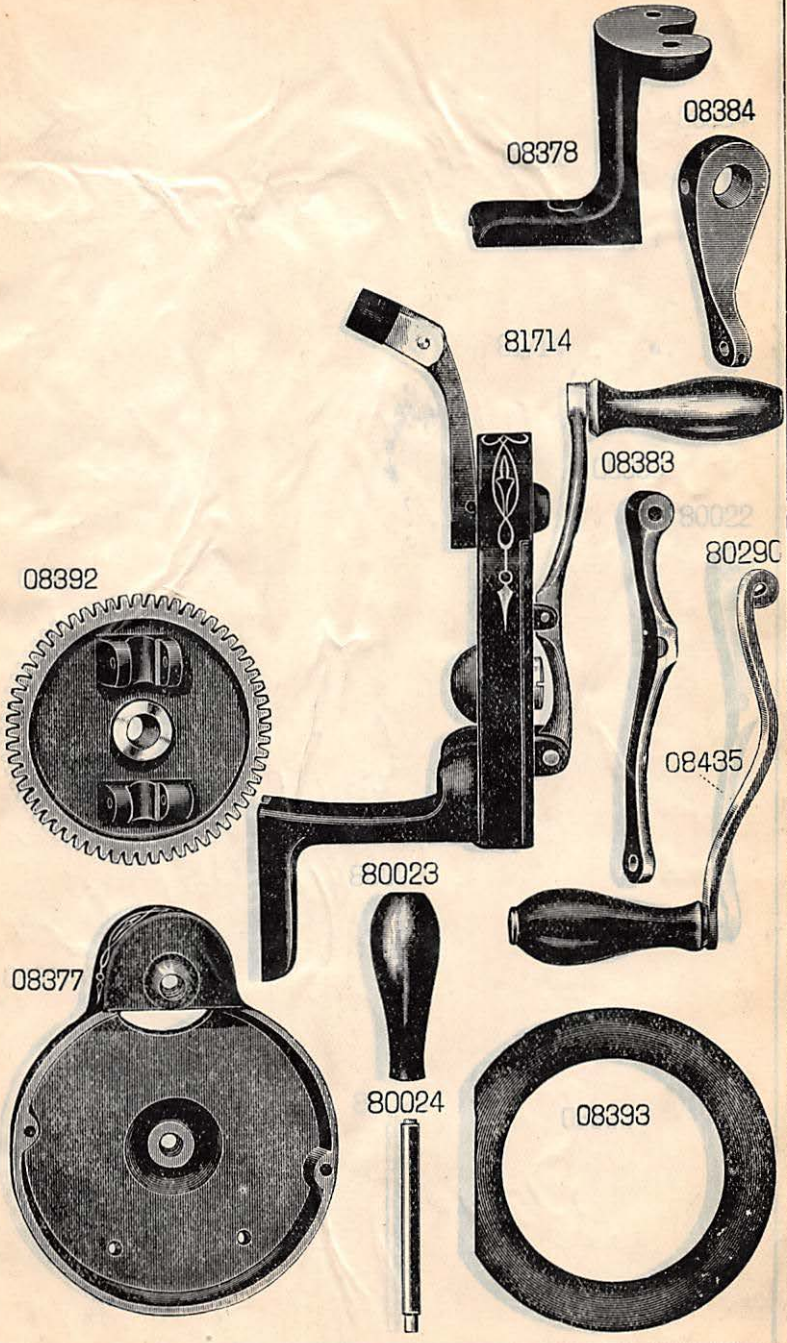
92872



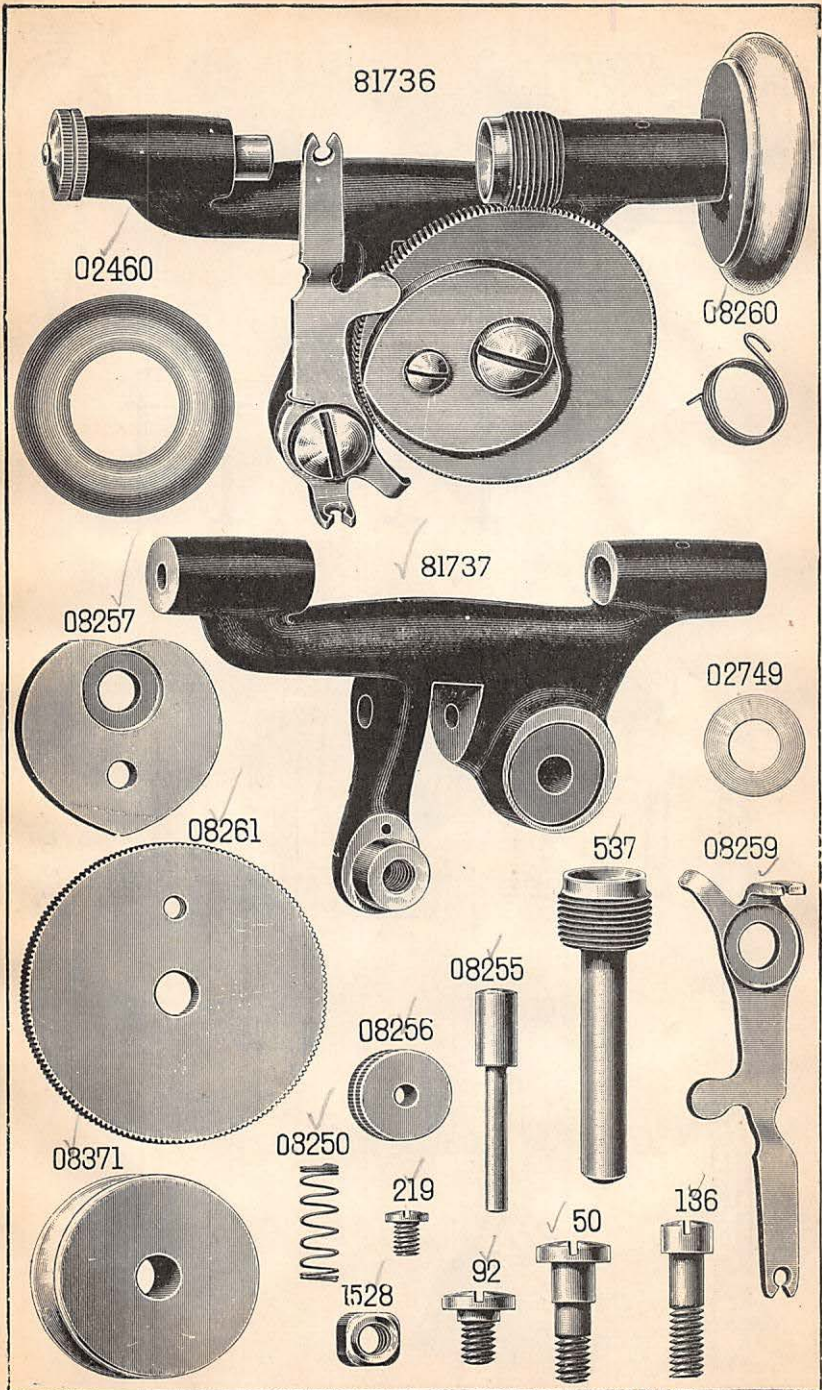
08222



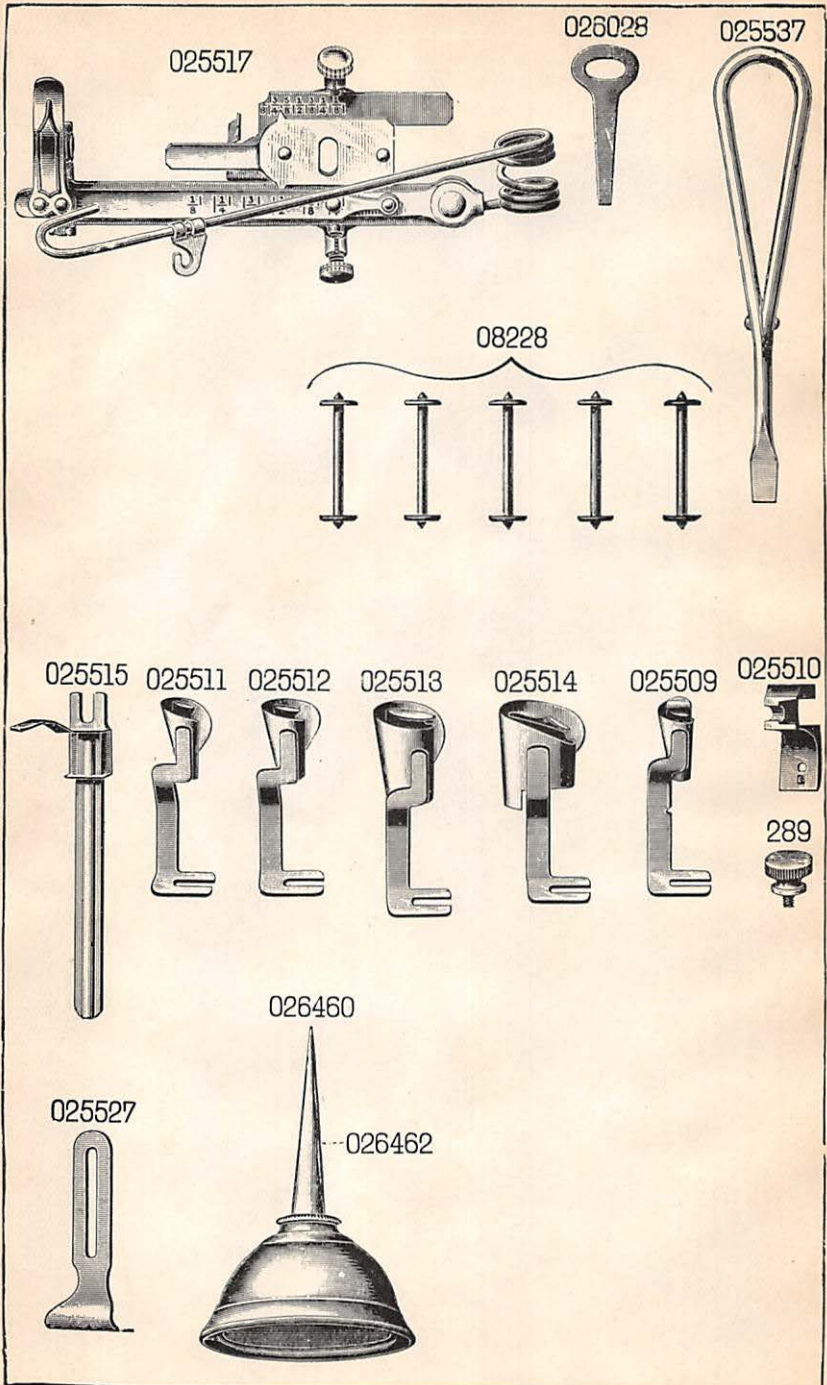
May 1910.






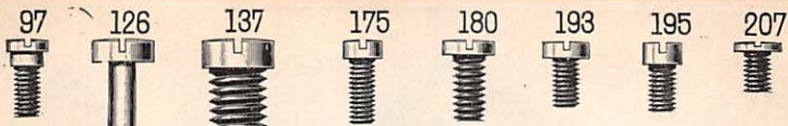


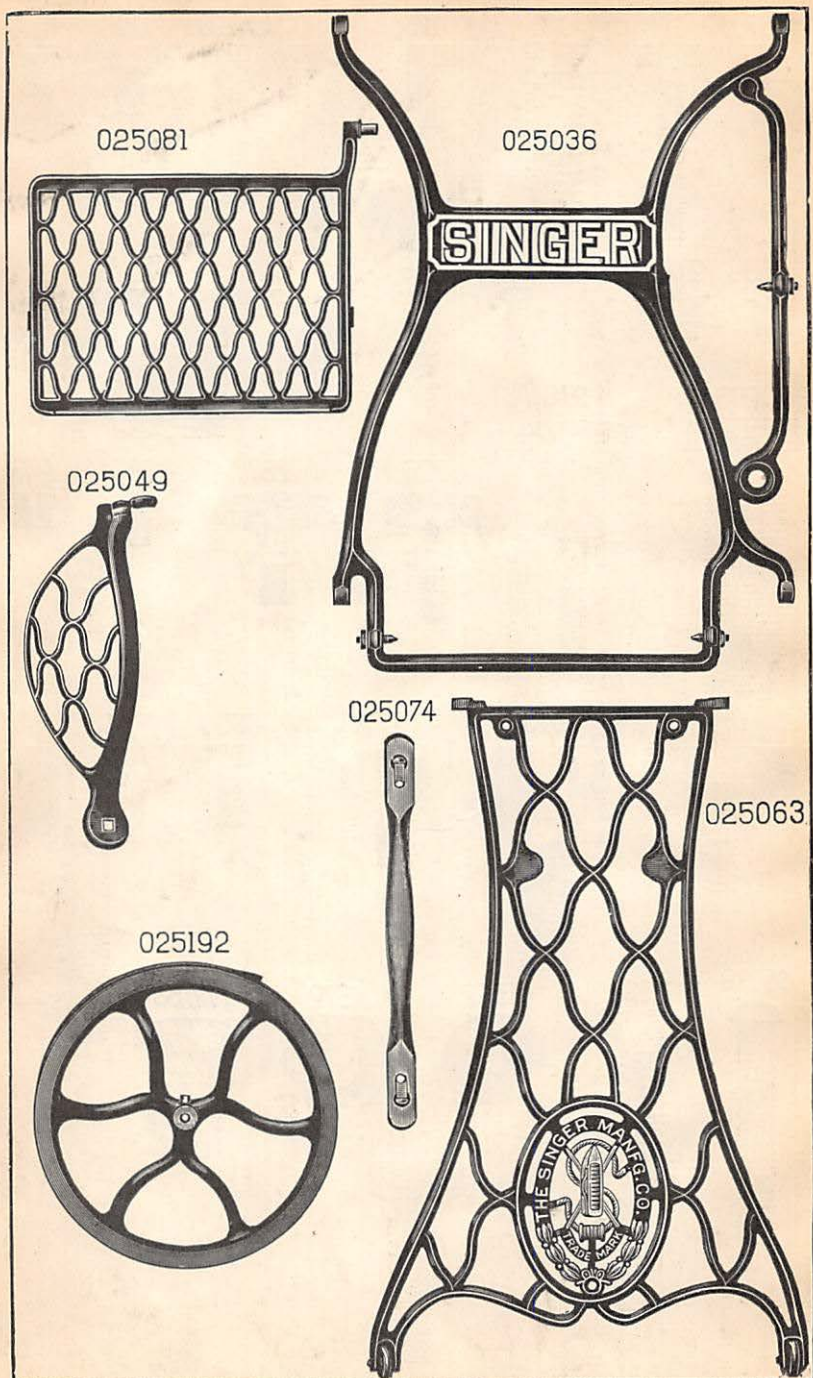
BOBBIN WINDER PARTS.



ACCESSORIES AND ATTACHMENTS.










PLATE 773.


FULL SIZE.

June 10

028231



87549



1344



~~SS335~~
SS335



~~028229~~
028229



028242



87558



NEEDLES BEST ADAPTED

FOR

Class 48 K Machines.

MACHINES.	NEEDLES.	REMARKS.
48K1, 48K2.....	15 × 1.....

CONTENTS.

	PAGES
PARTS COMPLETE, - - - - -	21-23
HAND ATTACHMENT, - - - - -	24
BOBBIN WINDER, - - - - -	25
ACCESSORIES AND ATTACHMENTS, - - - - -	26
FITTINGS FOR PLAIN TABLE, - - - - -	27
" " BASE, - - - - -	27
" " HAND ROUND TOP COVER FOR BASE, - - - - -	28
" " ROUND TOP COVER FOR TABLE, - - - - -	28
STANDS, - - - - -	29, 30
OBSOLETE PARTS, - - - - -	31
NUMERICAL LIST OF PARTS, - - - - -	32-38

ILLUSTRATED
PRICE LIST OF PARTS
 FOR
Class 48K Machines
 (Nos. 48K1 and 48K2).



In ordering from this List, use **ONLY** the **PART** number as it appears in the first column.

Each number always indicates the **SAME PART** in whatever List it appears, or for whatever machine.

The Letters after some of the Numbers indicate the style of finish only, as follows:—

- A. Hardened, Polished and Plated.
- B. Polished and Plated.
- C. Hardened only.
- D. Polished only.
- E. Soft, not Polished.

These letters **MUST BE USED** *when* they appear in the List, and **AFTER** the number, *as* in the List.

In this series

- 1 to 1500 are Screw Numbers.
- 1501 to 1800 are Nut ,,
- 1801 to 2000 are Roller ,,
- 2001 and upwards are Numbers of Machine Parts.

Parts numbered from **80001 upwards** are made only at Singer.

The Prefix *SS* indicates Screws made only at Singer.

,, ,, *NN* ,, Nuts made only at Singer.

,, ,, *RR* ,, Rollers and Studs made only at Singer.

An "0" prefixed to a Part indicates that it is common to E'port and Singer Factories, but of Singer manufacture.

The figures in the second column refer only to the plates illustrating the parts, and are **NOT TO BE USED** in ordering.

PARTS COMPLETE

FOR

Nos. 48K1 and 48K2 Machines

Drop Feed Reciprocating Shuttle.

(FOR FAMILY USE.)

No.	Plate		Price
92851	—	Arm	—
02002	—	" Dowel Pin	1
04389	—	" " " (for repairs only)...	1
SS136e	265	" Screw	1
82-92853	257	" Side Plate	1 0
193d	265	" " Screw	1 ½
92853	257	Arm Shaft (Horizontal)	1 9
92854	260	" " Gear	1 0
92855	—	" " " 92854 with two 178c for 92853	1 3
011663	258	" " " Pin	½
178c	—	" " " Set Screw	1 ½
92857	260	" " (Upright)	1 0
92858	260	" " Gear	1 0
92859	—	" " " 92858 with two 178c for 92857	1 3
011663	258	" " " Pin	½
178c	—	" " " Set Screw	1 ½
92860	261	" " Collar	3
011663	258	" " " Pin	½
08355	257	Balance Wheel	3 0
92861	—	Bed	—
92903	257	Belt Cover <i>Cancelled use 81739</i>	8
190d	—	" " Screw	1 ½
256d	265	Clamp Stop Motion Clamp Screw	1 3
48a-48a	265	" " " Stop Screw	1
02020	261	" " " Washer	0 ½ 2/2
08360	261	" " " Flanged Bushing	1 5
08423	—	" " " " " 08360 with two 462c	1 5
02022	258	" " " " " Pin	½
462c	—	" " " " " Set Screw... ..	1
08359	—	Clamp Stop Motion , complete, Nos. 248a, 256d, 02020 and 08423	3 0
81739	—	Belt Cover	8

No.	Plate			Price
92863	258	Face Plate with 02827	<i>882 K</i>	1 9
<i>219A</i>	019d 265	" " Screw		1
02827	—	" " Thread Guard with 08505		1
08505	—	" " " " Rivet	per 100	5
92864	259	Feed Cam Crank		2 0
<i>02117</i>	80765 258	" " " Pin		1 1/2
08614	258	" " " Stud		2
92865	259	Feed Dog		10
92866	258	" " Spring		1
180d	265	" " " Screw		1 1/2
<i>92867</i>	90867 261	" " Slide		3
<i>92869</i>	90869 257	Feed Lever		3 0
<i>92870</i>	90870 261	" " Cap		2
180	265	" " " Screw		1 1/2
92868	261	Feed Raising Cam		4
SS50	265	" " " Screw		1
92900	261	" " " " Washer		1 1/2
92871	260	Feed Regulator		2 0
92872	261	" " Cap Plate		1
195d	265	" " " " Screw		1
92873	261	" " Indicator Plate		1 0
335d	265	" " " " Screw		1
284d	265	" " Thumb Screw		5
517	265	" " Universal Joint		10
1552	265	" " " " Nut		1 1/2
025527	258	Guide		2 1/2
287d	265	" Thumb Screw		5
92901	257	Needle Bar		1 9
08222	261	" " Cam with 175e and 400c		1 5
175e	265	" " " Clamping Screw		1
400c	265	" " " Guide Adjusting Screw		1
233d	265	" " " Position Screw		1
1836	265	" " " Roller and Screw Stud		10
92899	259	" " Cam Wheel		1 0
011663	258	" " " " Pin		1 1/2
92875	258	" " Slack Thread Pin with 92876		3
92876	—	" " " " Leather Pad		1 1/2
226d	265	" " " " Screw		1
08223	260	" " Thread Eyelet	<i>Ob. superseded by 015068</i>	1 1/2
249d	265	" " " " Screw		1
92902	260	Needle Clamp with 552c		1 0
552c	265	" " Thumb Screw		5
08366	257	Presser Bar		1 3
02060	260	" " Lifter		10
97e	265	" " " Screw		2

015281 | 261 | Presser Foot ... 4/10 ... 1-
 55507 | -- | Presser Bar Spring Bracket with 400f and 453c ... 1 0 9/10
 23

No.	Plate		Price
08414	259	Presser Bar Spring ...	2½
08226	260	" " " Bracket with 400 and 453c ...	1 0
400 ^r	265	" " " Guide Adjusting Screw ...	1
453c	265	" " " Set Screw ...	1
02070	261	" " " Washer ...	½
263d	265	Presser Regulating Thumb Screw ...	10
02071	261	Presser Foot <i>Obs. superseded by 015281</i> ...	1 0
286d	265	" " Thumb Screw ...	5
08228	259	Shuttle Bobbin ...	2½
92877	—	" Body ...	—
92878	259	" Tension Spring ...	4
215	265	Shuttle Tension Spring Adjusting Screw ...	2
92879	259	Shuttle , complete, Nos. 215, 08228, 92877 and 92878 ...	3 0
92880	261	Shuttle Carrier ...	1 5
92881	259	" " Retaining Spring ...	1
175e	265	" " Screw ...	1
92882	260	" " Slide Block <i>with 08614</i> ...	6
08614	258	" " " Stud ...	2
92886	257	Shuttle Pitman ...	1 10
014026	258	" " Pin ...	½
92888	261	" " Washer ...	½
92883	259	Shuttle Raising Lever ...	6
92884	258	" " " Hinge Pin ...	½
92885	258	" " " Spring ...	1
219	265	" " " Screw ...	1
92889	261	Shuttle Slide (front) ...	6
92890	261	" " (back) ...	4
02007	258	Spool Pin ...	1
08879	—	" " Washer (Cloth) ...	½
81910	258	Tension Disc ...	1
NV53d	265	" Regulating Thumb Nut ...	3
SS129	265	" Screw Stud ...	6
92891	259	" " " Bush ...	3
08645	258	" " " Pin ...	½
92892	259	" Spring ...	1
92893	259	Thread Take-up Lever ...	3
SS215e	—	" " " Check Screw with 92876 ...	4
92876	—	" " " " " Leather Pad ...	½
126d	265	" " " Screw ...	2½
92894	258	" " " Spring ...	1
92895	261	Throat Plate ...	6
207d	265	" " Screw ...	1
08372	258	Cap for Hand Attachment Seat ...	2½
137c	265	" Screw ...	2
87324	—	Drip Pan <i>Obs. superseded by 81742</i> ... <i>Fel'io</i> ...	10
81742	—	Drip Pan (for Cover Set) <i>Fel'io</i> ...	10

HAND ATTACHMENT.

No.	Plate		Price
08378	262	Bracket	7½
137d	51	" Screw	2
08384	262	Driving Lever	10
08385	51	" " Arm	5
08389	—	" " " Leather Sheath	½
08390	51	" " " " " Plate	½
08391	51	" " " " " Wire	½
80018	51	" " " Pin	½
08388	51	" " " Spring	½
08387	51	" " " " Centre	1
08406	—	" " " 08385 with 08389 to 08391	7½
08392	262	Gear with 08281 and 08282	1 5
08393	262	" Cover	5
211	51	" " Screw	1
08377	262	" Frame	2 0
SS49	51	" " Screw	1
80027	51	" Pinion	1 5
80028	51	" " Pin	per 100 5
660d	51	" " Screw Stud	6
659d	51	" Screw Stud	6
80023	262	Handle	1½
8/10 08383	262	" Lever <i>Obs. super by 08435.</i>	10
08280	51	" " Hinge Pin	½
08282	51	" Retaining Spring	½
08281	51	" " " Centre	1
8/10 80024	262	" Spindle <i>Obs. super by 80233.</i>	5
80025	51	" " Washer (Brass)	½
8/10 80005	—	" " 80024 with 80025. <i>Obs. super by 80291.</i>	5
8/10 80022	262	Handle , complete, Nos. 08383, 80005 and 80023 <i>Obs. super by 80290.</i>	1 5
81714	262	Hand Attachment , complete, Nos. 659d, 660d, 08280, 08377, 08378, 08384, 08387, 08388, 08392, 08393, 08406, 80018, 80022, 80027, 80028, two each 211 and SS49	—
8/10 08435	262	Handle Lever	8/10... —10
8/10 08433	—	" Spindle	"... —5
80291	—	" " 08433 with 80025	"... —5
80290	262	Handle, complete, Nos. 08435, 80023, and 80291	"... 1-5

BOBBIN WINDER (Automatic).

No.	Plate								Price
08255	263	Back Centre	1½
08256	263	" "	Head	1½
08250	263	" "	Spring	1
08257	263	Cam	2½
219a	263	"	Screw	1
81737	263	Frame	8½
136a	263	"	Hinge Screw	2
537c	263	Spindle	10
08371	263	"	Pulley	4
02460	263	"	" Rubber Ring	1
08259	263	Thread Guide	5
92d	263	"	" Hinge Screw	2½
08260	263	"	" Spring	1
08261	263	Worm Wheel	6
02749	263	"	" Friction Washer	½
50d	263	"	" Screw Stud (Eccentric)	5
1528e	263	"	" " Nut	1½
81736	263	Bobbin Winder , complete, Nos. 50d, 92d, 136a, 219a, 537c, 1528e, 02460, 02749, 08250, 08255 to 08257, 08259 to 08261, 08371 and 81737							4 2

35676	—	Oiler with 35678	2½
35677	—	" 35676 filled with oil	4
35678	—	" Spout, 2" long	½

9/12

12/3/09 Sch of accessories for 48K M/C 255
(Export Agency)

ACCESSORIES AND ATTACHMENTS.

No.	Plate					Price
08228	264	Bobbins (5) ✓	25...	2½
025509	264	Binder ✓	05...	2½
025510	264	Braider Foot ✓	20	10
289b	264	" " Screw ✓	08	4
025527	264	Guide (for Cloth) ✓	05	2½
025511	264	Hemmer 3/16" ✓	05	2½
025512	264	" 5/16" ✓	05	2½
025513	264	" 1/2" ✓	05	2½
025514	264	" 3/4" ✓	05	2½
—	—	Needles (3), 15 x 1, size 1/2 ✓	02	—
—	—	" (3), 15 x 1, " 1" ✓	02	—
026460	264	Oiler with 026462...	2½
026461	—	" 026460 filled with Oil "	4
026462	264	" Spout (2" long) "	½
85301	—	Quilter Bar ✓	1½
85302	—	" Guide ✓	1
025515	264	Quilter, complete, Nos. 85301 and 85302 ✓	05	2½
—	—	Reel Cotton ✓	01	—
025537	264	Screw Driver (Machine) ✓	04	2
026028	264	" " (Shuttle Tension) ✓	02	1
85303	—	Tuckmarker Base ✓	2
SS104b	—	" " Thumb Screw ✓	1½
85304	—	" Guide (Graduated) ✓	1½
85305	—	" Guard Plate ✓	1
85306	—	" " Rivet ✓	½
85307	—	" Slide ✓	3
85308	—	" Rivet (Large) ✓	½
85306	—	" " (Small) ✓	½
85309	—	" Marking Shoe ✓	½
85310	—	" " Spring Rod ✓	3
85311	—	" " " Guard Plate ✓	1
85312	—	" " " Eyelet ✓	½
85313	—	" " " (Graduated) ✓	2
85314	—	" " " Arm ✓	1
85315	—	" " " Rivet ✓	½
85316	—	" " Stud Roller ✓	1
85317	—	" " " Arm ✓	1
025517	264	Tuckmarker, complete, Nos. 85303 to 85305, 85307 to 85314, 85316, 85317, two each SS104b, 85315 and four 85306 ✓	2 0

also use 35676 9/12
" 35677
" 35678

51736^B

140
\$ 255

Ruffle 76156

Fittings for Plain Table (No. 83105).

No.	Plate		Price
028013	721	Belt Hole Bushing (Brass)	2
025070	721	Machine Cushion Tack (Rubber)	$\frac{1}{2}$
525b	721	Machine Hinge Bolt	$7\frac{1}{2}$
1518b	721	" " " Nut	2
02807	721	" " " Washer	$\frac{1}{2}$
08294	721	" " Connection	3
08295	721	" " " Hinge Pin	$\frac{1}{2}$
08306b	—	" " Nos. 525b, 08294 and 08295	$10\frac{1}{2}$
08292b	259	Machine Hinge , complete, Nos. 1518b, 02807 and 08306b ...	1 0
028130	721	Plate for Cover Lock	$2\frac{1}{2}$
87372	721	" " " Hook	2

Fittings for Base (No. 83241).

025070	721	Base Cushion Tack (Rubber)	$\frac{1}{2}$
87351	—	Drip Pan	10
87342	721	Machine Button with 84151 and Wood Screw, 1" No. 9, R.H.B.	1
84151	721	" " Washer (Leather)	$\frac{1}{2}$
—	—	" " Wood Screw, 1" No. 9, R.H.B. ... per doz.	—
025070	721	Machine Cushion Tack (Rubber) <i>Superseded by 87552</i>	$\frac{1}{2}$
SS75b	721	Machine Hinge Bolt	8
1518b	721	" " " Nut	2
02807	721	" " " Washer	$\frac{1}{2}$
08294	721	" " Connection	3
08295	721	" " " Hinge Pin	$\frac{1}{2}$
80255b	—	" " Nos. SS75b, 08294 and 08295	$10\frac{1}{2}$
80049b	259	Machine Hinge , complete, Nos. 1518b, 02807 and 80255b ...	1 0
87427	721	Plate for Cover Lock	2
—	—	" Wood Screw, $1\frac{1}{8}$ " No. 7 (Brass) ... per doz.	—
87431	721	Plate for Cover Hook	3
—	—	" Wood Screw, $\frac{3}{8}$ " No. 7 (Brass) ... per doz.	—
87552	773	Machine Rest Cushion (Leather)	$\frac{1}{2}$
828242	—	" " " Nail, $\frac{3}{8}$ " No. 16R.H.	—

Fittings for Hand Round Top Cover for Base (No. 83253).

No.	Plate		Price
028088	721	Cover Handle (Wood) ...	2½
1344b	773	" " Hinge Bolt ...	4
028229	773	" " " " Hinge Pin ...	½
1523e	721	" " " " Nut ...	1
87549	773	" " Link <i>cells. Super by 87.558</i> ...	4
028231	773	" " Spindle ...	3
87550	—	Cover Handle, complete, Nos. 028088, 028231, two each 1344b, 1523e, 028229 and 87549 <i>87.558</i>	2 0
87428	721	Cover Hook ...	2
—	—	" " Wood Screw, ½" No. 7 (Brass), ...per doz.	—
87432	721	Cover Lock ...	6
—	—	" " Wood Screw, 1½" No. 7, ...per doz.	—
028233	721	" " Key ...	2½
028076	721	" " Escutcheon ...	1

(In ordering Handles it is necessary to state the finish of same.)

Fittings for Round Top Cover for Table (No. 83248).

87435	721	Cover Handle Hole Plug (Wood) ...	½
87428	721	" Hook ...	2
—	—	" " Wood Screw, ½" No. 7 (Brass), ...per doz.	—
87432	721	" Lock ...	6
—	—	" " Wood Screw, 1½" No. 7, ...per doz.	—
028076	721	" " Key Escutcheon ...	1

87558	773	Cover Handle Link ...	4
-------	-----	-----------------------	---

STAND No. 82617.

(12½" BAND WHEEL.)

No.	Plate		Price
025192	591	Band Wheel, 12½" with 972c	3 9
025193	—	" " Crank	7½
297c	—	" " " Screw Centre	5
1507e	—	" " " " Nut	2½
025199	—	Belt, size ¾", length 60", with 025027	10
025027	—	" Hook	½
025031	—	Belt Guide with 507e	3
507e	—	" " Bolt with 1515e	1
1515e	—	" " " Nut	1
025032	—	Belt Shifter	2½
34d	—	" " Hinge Screw	3
025033	—	" " Spring	1
025036	591	Brace with three each 297c and 1507e	6 0
748e	—	" Screw	4
025049	591	Dress Guard with 34d, 025032 and 025033...	1 10
504e	—	" " Bolt with 1510e	1½
1510e	—	" " " Nut	1
025063	591	Leg with two each 025068 and 025069	7 6
025068	—	" Roller	2½
025069	—	" " Pin	½
025074	591	Pitman (Adjustable) with two each 558e, 1570e, 025075 and 025123	1 0
025123	—	" Adjusting Block	1
558e	—	" " Screw	1½
1570e	—	" " " Nut	1
025075	—	" " " Washer	½
025081	591	Treadle with 07958 and 011742	2 8
011742	—	" Pitman Washer	½
07958	—	" " " Pin	½
297c	—	" " Screw Centre	5
1507e	—	" " " Nut	2½
—	—	Wood Screw, 1" No. 12 (for fixing Table to Stand), per doz.	—
82617	40	Stand, complete, Nos. 504e, 025031, 025036, 025049, 025074, 025081, 025192, 025193, 025199, two 025063, four 748e and four Wood Screws, 1" No. 12	—

8/10 *Obsolete Use 82951.*

NOTE.—Particulars of new Stands will be found on referring to Form K555 (List of Stands and Stand Parts).

STAND No. 82623.

(12½" Band Wheel.)

Sectional Brace for Export Only.

No.	Plate		Price
025192	591	Band Wheel 12½" with 972c	3 9
025193	—	" " Crank	7½
297c	—	" " " Screw Centre... ..	5
1507e	—	" " " " " Nut	2½
025199	—	Belt , size 1¾", length 60", with 025027	10
025027	—	" Hook	½
025031	—	Belt Guide with 507e	3
507e	—	" " Bolt with 1515e	1
1515e	—	" " " Nut	1
025032	—	Belt Shifter	2½
34d	—	" " Hinge Screw	3
025033	—	" " Spring	1
025184	—	Brace (Sectional), complete, Nos. 025185, 025186 and three 507e	6 8
025185	—	" Section (Right) with two each 297c and 1507e	4 4
025186	—	" " (Left) with 297c and 1507e	2 3
507e	—	" Connecting Bolt with 1515e	1
1515e	—	" " " Nut	1
748e	—	" Screw	4
025049	591	Dress Guard with 34d, 025032 and 025033	1 10
504e	—	" " Bolt with 1510e	1½
1510e	—	" " " Nut	1
025063	591	Leg with two each 025068 and 025069	7 6
025068	—	" Roller	2½
025069	—	" " Pin	½
025074	591	Pitman (Adjustable) with two each 558e, 1570e, 025075 and 025123	1 0
025123	—	" Adjusting Block... ..	1
558e	—	" " Screw	1½
1570e	—	" " " Nut	1
025075	—	" " " Washer	½
025081	591	Treadle with 07958 and 011742	2 8
011742	—	" Pitman Washer	½
07958	—	" " " Pin	½
297c	—	" Screw Centre	5
1507e	—	" " " Nut	2½
82883	—	Wrench for 1507 and 1510	5
—	—	Wood Screw , 1" No. 12 (for fixing Table to Stand) per doz.	—
82623	40	Stand , complete, Nos. 504e, 025031, 025049, 025074, 025081, 025184, 025192, 025193, 025199, 82883, two 025063, four 748e and four Wood Screws, 1" No. 12	—
046503	—	Brace Section (left), with 297c and 1507e	2 3
046504	—	" " (right), with two each 297c and 1507e	4 4
046505	—	Brace (Sectional), complete, Nos. 046503, 046504 and three 649e	6 8
649e	—	Brace Connecting Screw	2½

o.b. Use 87964.

046505

025184, 025192, 025193, 025199, 82883, two 025063, four 748e and four Wood Screws, 1" No. 12

8/10

3/10

Numerical List of Parts.

SCREWS.

No.	Plate		Price
34d	—	Belt Shifter Hinge Screw for 025049	3
50d	263	Bobbin Winder Worm Wheel Screw Stud (Eccentric) for 81736	5
92d	263	" " Thread Guide Hinge Screw for 81736 ...	2½
97e	265	Presser Bar Lifter Screw	2
126d	265	Thread Take-up Lever Screw	2½
136a	263	Bobbin Winder Frame Hinge Screw for 81736	2
137c	265	Cap Screw (Hand Attachment Seat)	2
137d	51	Hand Attachment Bracket Screw... ..	2
175e	265	Needle Bar Cam Clamping Screw for 08222	1
175e	265	Shuttle Carrier Screw	1
178c	—	Arm Shaft Gear Set Screw for 92855 and 92859	1½
180	265	Feed Lever Cap Screw	1½
180d	265	Feed Dog Spring Screw	1½
190d	—	Belt Cover Screw... ..	1½
193d	265	Arm Side Plate Screw	1½
195d	265	Feed Regulator Cap Plate Screw	1
207d	265	Throat Plate Screw	1
211	51	Hand Attachment Gear Cover Screw for 81714	1
215	265	Shuttle Tension Spring Adjusting Screw for 92879... ..	2
219	265	Shuttle Raising Lever Spring Screw	1
219a	263	Bobbin Winder Cam Screw for 81736	1
219d	265	Face Plate Screw... ..	1
226d	265	Needle Bar Slack Thread Pin Screw	1
233d	265	" " Cam Position Screw	1
248a	265	Clamp Stop Motion Clamp Stop Screw for 08359	1
249d	265	Needle Bar Thread Eyelet Screw	1
256d	265	Clamp Stop Motion Clamp Screw for 08359	1 3
263d	265	Presser Regulating Thumb Screw	10
284d	265	Feed Regulator Thumb Screw	5
286d	265	Presser Foot Thumb Screw	5
287d	265	Guide Thumb Screw	5
289b	264	Braider Foot Screw	4
297c	—	Band Wheel Crank Screw Centre for 025036 and 025185	5
297c	—	Treadle Screw Centre for 025036, 025185 and 025186	5

33

No.	Plate		Price
335d	265	Feed Regulator Indicator Plate Screw	1
400	265	Presser Bar Spring Bracket Guide Adjusting Screw for 08226 <i>9/12</i> <i>8.5079</i>	1
400c	265	Needle Bar Cam Guide Adjusting Screw for 08222	1
453c	265	Presser Bar Spring Bracket Set Screw for 08226 <i>8.5079</i> <i>9/11</i>	1
462c	—	Clamp Stop Motion Flanged Bushing Set Screw for 08423	1
504e	—	Dress Guard Bolt with 1510e for 82617 and 82623	1 1/2
507e	—	Belt Guide Bolt with 1515e for 025031	1
<i>7/10</i> 507e	—	Brace Connecting Bolt with 1515e for 025184 <i>Ob. superseded by 649e</i>	1
517	265	Feed Regulator Universal Joint	10
525b	721	Machine Hinge Bolt for 08306b	7 1/2
537c	263	Bobbin Winder Spindle for 81736	10
552	265	Needle Clamp Thumb Screw for 92902	5
558e	—	Pitman Adjusting Screw for 025074	1 1/2
659d	51	Hand Attachment Gear Screw Stud for 81714	6
660d	51	" " " Pinion Screw Stud for 81714	6
748e	—	Brace Screw for 82617 and 82623	4
SS49	51	Hand Attachment Gear Frame Screw for 81714	1
SS50	265	Feed Raising Cam Screw	1
SS71d	721	Cover Handle Hinge Bolt for 87332 <i>Obsolete use 1344 B</i>	4
SS75b	721	Machine Hinge Bolt for 80255b	8
SS104b	—	Tuckmarker Base Thumb Screw for 025517	1 1/2
SS129	265	Tension Screw Stud	6
SS136e	265	Arm Screw	1
SS215e	—	Thread Take-up Lever Check Screw with 92876	4
1344b	773	Cover Handle Hinge Bolt for 87550	4

NUTS.

1507e	—	Band Wheel Crank Screw Centre Nut for 297c	2 1/2
1507e	—	Treadle Screw Centre Nut for 297c	2 1/2
1510e	—	Dress Guard Bolt Nut for 504e	1
1515e	—	Belt Guide Bolt Nut for 507e	1
1515e	—	Brace Connecting Bolt Nut for 507e	1
1518b	721	Machine Hinge Bolt Nut for 525b and SS75b	2
1523e	721	Cover Handle Hinge Bolt Nut for SS71d <i>1344 B</i>	1
1528e	263	Bobbin Winder Worm Wheel Screw Stud Nut for 50d	1 1/2
1552	265	Feed Regulator Universal Joint Nut	1 1/2
1570e	—	Pitman Adjusting Screw Nut for 558e	1
WN53d	265	Tension Regulating Thumb Nut for SS129	3

ROLLER.

1836	265	Needle Bar Cam Roller and Screw Stud	10
------	-----	--------------------------------------	----

PARTS.

No.	Plate		Price
02007	258	Spool Pin	1
02002	—	Arm Dowel Pin	1
02020	261	Clamp Stop Motion Clamp Washer for 08359	2½
02022	258	" " " Flanged Bushing Pin	½
02054	260	Needle Clamp with 552c (Obsolete)	1 0
02060	260	Presser Bar Lifter	10
02070	261	Presser Bar Spring Washer	½
02071	261	Presser Foot <i>Obs. superseded by 015281. 4/10.</i>	1 0
02460	263	Bobbin Winder Spindle Pulley Rubber Ring for 81736	1
02749	263	" " Worm Wheel Friction Washer for 81736	½
02807	721	Machine Hinge Bolt Nut Washer for 08292b and 80049b	½
02827	—	Face Plate Thread Guard with 08505 for 92863	1
04389	—	Arm Dowel Pin (for repairs only)	1
07958	—	Treadle Pitman Washer Pin	½
08222	261	Needle Bar Cam with 175e and 400c	1 5
08223	260	" " Thread Eyelet <i>Obs. superseded by 015068. also "</i>	½
08226	260	Presser Bar Spring Bracket with 400 and 453c <i>55507 9/10</i>	1 0
08228	259	Shuttle Bobbin for 92879	2½
08250	263	Bobbin Winder Back Centre Spring for 81736	1
08255	263	" " " " for 81736	1½
08256	263	" " " " Head for 81736	1½
08257	263	" " Cam for 81736	2½
08259	263	" " Thread Guide for 81736	5
08260	263	" " " " Spring for 81736	1
08261	263	" " Worm Wheel for 81736	6
08280	51	Hand Attachment Handle Lever Hinge Pin	½
08281	51	" " " Retaining Spring Centre for 08292	1
08282	51	" " " " " for 08392	½
08292b	259	Machine Hinge, complete, Nos. 1518b, 02807 and 08306b (Fittings for Plain Table)	1 0
08294	721	Machine Hinge Connection for 08306b and 80255b	3
08295	721	" " " Hinge Pin	½
08306b	—	Machine Hinge, Nos. 525b, 08294 and 08295 for 08292b	10½
08355	257	Balance Wheel	3 0
08359	—	Clamp Stop Motion, complete, Nos. 248a, 256d, 02020 and 08423	3 0
08360	261	Clamp Stop Motion Flanged Bushing for 08423	1 5
08366	257	Presser Bar	1 3
08371	263	Bobbin Winder Spindle Pulley for 81736	4
08372	258	Cap for Hand Attachment Seat	2½
08377	262	Hand Attachment Gear Frame for 81714	2 0
08378	262	" " Bracket for 81714	7½
08383	262	" " Handle Lever for 80022 <i>Obs. superseded by 08435 7/10</i>	10
08384	262	" " Driving Lever for 81714	10
08385	51	" " " " Arm for 08406	5

028088	721	Cover Handle (Wood) for 87550	2 1/2
028229	773	" " Hinge Bolt Hinge Pin for 87550	1/2
028231	773	" " Spindle for 87550	3
028242	773	Machine Rest Cushion (Leather) Fittings for Base	1/2
No.	Plate					Price
025509	264	Binder	2 1/2
025510	264	Braider Foot	10
025511	264	Hemmer, 3/16"	2 1/2
025512	264	" " 5/16"	2 1/2
025513	264	Hemmer, 1/2"	2 1/2
025514	264	" " 3/4"	2 1/2
025515	264	Quilter, complete, Nos. 85301 and 85302	2 1/2
025517	264	Tuckmarker, complete, Nos. 85303 to 85305, 85307 to 85314, 85316, 85317, two each SS104b, 85315 and four 85306 (Attachments)	2 0
025527	258	Guide (for Cloth)	2 1/2
025537	264	Screw Driver (Machine)	2
026028	264	Screw Driver (Shuttle Tension)	1
026460	264	Oiler with 026462 for 026461 <i>also use 35672 (8-17)</i>	2 1/2
026461	—	" 026460 filled with oil " " 35677 (" ")	4
026462	264	" Spout (2" long) for 026460 " " 35678 (" ")	1/2
028013	721	Belt Hole Bushing (Brass) (Fittings for Plain Table)	2
028076	721	Cover Lock Key Escutcheon ... (Fittings for Covers)	1
028130	721	Plate for Cover Lock ... (Fittings for Plain Table)	2 1/2
028233	721	Cover Lock Key ... (Fittings for H.R.T. Cover)	2 1/2
046503	—	Brace Section (left), with 297c and 1507e for 046505	2 3
046504	—	" " (right), with two each 297c and 1507e for 046505	4 4 1/2
046505	3/10	Brace (Sectional), complete, Nos. 046503, 046504 and three 649e for 82623	6 8 1 5
80023	262	" " " " for 80022	1 1/2
35676	—	Oiler with 35678 ... (accessories)	2 1/2 7/10
35677	—	" 35676 filled with oil ... (")	4 105
35678	—	" Spout, 2" long ... (")	1/2
80028	51	" " " " " Pin	per 100
80049b	259	Machine Hinge, complete Nos. 1510t, 1510b, 1510c, 1510d, 1510e, 1510f, 1510g, 1510h, 1510i, 1510j, 1510k, 1510l, 1510m, 1510n, 1510o, 1510p, 1510q, 1510r, 1510s, 1510t, 1510u, 1510v, 1510w, 1510x, 1510y, 1510z	1 0
55507	—	Presser Bar Spring Bracket with 400f, and 453c	1 0
025530	—	" " Nos. SS75b, 08294 and 08295 for 80049b	10 1/2
02117	80765	258 Feed Cam Crank Pin	1/2
81714	262	Hand Attachment, complete, Nos. 659d, 660d, 08280, 08377, 08378, 08384, 08387, 08388, 08392, 08393, 08406, 80018, 80290, 80022, 80027, 80028, two each 211 and SS49	—
81736	263	Bobbin Winder, complete, Nos. 50d, 92d, 136a, 219a, 537c, 1528e, 02460, 02749, 08250, 08255 to 08257, 08259 to 08261, 08271 and 81737	4 2
80290	262	Hand Attachment ... e for 81736	8 1/2
80291	—	" "	1
82617	40	Stand, complete with 12 1/2" Band Wheel, Nos. 504e, 025031, 025036, 025040, 025074, 025081, 025192, 025193, 025199, two 025063, four 748e and four Wood Screws, 1" No. 12	—
82623	40	Stand, complete, with 12 1/2" Band Wheel and Sectional Brace, Nos. 504e, 025031, 025049, 025074, 025081, 025184, 025192, 025193, 025199, 82883, two 025063, four 748e and four Wood Screws, 1" No. 12 <i>also use 82964</i>	— 9/10
82883	—	Wrench for 1507 and 1510...	5
81739	—	Belt Cover	8
81742	—	Drip Pan (for Cover Set) <i>also use 82964</i>	10

110

08433	—	Hand Attachment Handle Spindle for 80291	—
08435	262	Hand Attachment Handle Lever for 80290	—

No.	Plate				Price
08387	51	Hand Attachment Driving Lever Arm Spring Centre for 81714			1
08388	51	" " " " " " Spring for 81714	...		1/2
08389	—	" " " " " " Leather Sheath for			1/2
08390	51	" " " " " " " " " " Plate			1/2
08391	51	" " " " " " " " " " Wire			1/2
08392	262	" " Gear with 08281 and 08282 for 81714	...	1	5
08393	262	" " " Cover for 81714	...		5
08406	—	" " Driving Lever Arm 08385 with 08389 to			7 1/2
					08391 for 81714
08414	259	Presser Bar Spring	...		2 1/2
08423	—	Clamp Stop Motion Flanged Bushing 08360 with two 462c			1 5
					for 08359
08505	—	Face Plate Thread Guard Rivet for 02827	...		5
08614	258	Feed Cam Crank Stud	...		2
08614	258	Shuttle Carrier Slide Block Stud	...		2
08645	258	Tension Screw Stud Bush Pin	...		1/2
08879	—	Spool Pin Washer (Cloth)	...		1/2
011663	258	Arm Shaft Gear Pin	...		1/2
011663	258	" " Collar Pin	...		1/2
011663	258	Needle Bar Cam Wheel Pin	...		1/2
011742	—	Treadle Pitman Washer	...		1/2
014026	258	Shuttle Pitman Pin	...		1/2
025027	—	Belt Hook	...		1/2
025031	—	Belt Guide with 507e for 82617 and 82623	...		3
025032	—	Belt Shifter for 025049	...		2 1/2
025033	—	" " Spring for 025049	...		1
025036	591	Brace with three each 297c and 1507e for 82617	...		6 0
025049	591	Dress Guard with 34d, 025032 and 025033 for 82617 and 82623	...		1 10
025063	591	Leg with two each 025068 and 025069 for 82617 and 82623	...		7 6
025068	—	" Roller for 025063	...		2 1/2
025069	—	" " Pin	...		1/2
025070	721	Base Cushion Tack (Rubber)	...		1/2
025070	721	Machine Cushion Tack (Rubber) (Fittings for Plain Table			1/2
					and Base)
025074	591	Pitman (Adjustable) with two each 558e, 1570e, 025075 and			1 0
					025123 for 82617 and 82623
025075	—	" Adjusting Screw Washer for 025074	...		1/2
025081	591	Treadle with 07958 and 011742 for 82617 and 82623	...		2 8
025123	—	Pitman Adjusting Block for 025074	...		1
025184	—	Brace (Sectional), complete, Nos. 025185, 025186 and three			6 8
					507e for 82623
025185	—	" Section (Right) with two each 297c and 1507e for 025184	...		4 4
025186	—	" " (Left) with 297c and 1507e for 025184	...		2 3
025192	591	Band Wheel, 12 1/2", with 972c for 82617 and 82623	...		3 9
025193	—	" " Crank for 82617 and 82623	...		7 1/2
025199	—	Belt, size 3/16", length 60", with 025027 for 82617 and 82623	...		10
015068	260	Needle Bar Thread Guard	Cancelled. Revert to 08223	110	1 1/2
015281	261	Presser Foot	...	410	1

2/10

"

"



