

Form 7832
June 1, 1908

PRICE LIST
OF
PARTS



MACHINES
88-1 TO 88-3

THE SINGER MANUFACTURING COMPANY

(1)

INDEX

	PAGE
Accessories	26
Binder	26
Bobbin Winder	29
Edge Guide	26
Hemmers	26
Iron Base	25
Knee Lifter Parts	30
Machine No. 88-1	5
" " 88-2	12
" " 88-3	19
Numerical List	37
Obsolete Parts	36
Presser Foot	28
Thread Unwinder	32
Tucker (Long Arm)	28
Under Drivers	32

LIST OF PARTS
FOR
88-1 TO 88-3 MACHINES

In ordering from this list, use ONLY the PART number in the FIRST column.

The number stamped on a Sewing Machine part is in every case the number of the single part only.

Every combination of parts sent out as such has its specific number, which, although not stamped on the parts, must be used when ordering the combination.

Each number always indicates the SAME PART in whatever list it appears, or for whatever machine.

The letters after some of the numbers indicate the style of finish only, as follows:

- A. Hardened, Polished and Plated.
- B. Polished and Plated.
- C. Hardened only.
- D. Polished "
- E. Soft, not polished.

These letters MUST BE USED when they appear in the list, and AFTER the number, as in the list.

In this series

- 1 to 1500 are Screw Numbers.
- 1501 " 1800 " Nut "
- 1801 " 2000 " Roller "
- 2001 and upward are numbers of Machine Parts.

The figures in the second column refer only to the plates, illustrating the parts, and are NOT TO BE USED in ordering.

Parts marked with an asterisk (*) are furnished only when repairs are made at factory.

LIST OF PARTS COMPLETE
FOR
NO. 88-1 MACHINE
DROP FEED. FOR RAPID STITCHING IN LIGHT FABRICS

NO.	PLATE	NAME	EACH
*40201	—	Arm	\$5 00
16532	5071	" Dowel Pin	02
40202	5071	" Front Cap	05
219	5071	" " " Screw	02
40203	5071	" Oil Tube with 29599 and 40204, for oiling 40246	25
40204	5071	Arm Oil Tube Holder	10
1279	5071	" " " " Set Screw	02
29599	5071	" " " Packing (felt) per 100	25
670E	5103	" Screw	06
40205	5069	" Shaft	1 00
40206	5069	" " Flanged Bushing (back)	60
448c	5084	" " " " " " Set Screw	03
40207	5069	Arm Shaft Flanged Bushing (front)	55
435c	5103	" " " " " " Set Screw	04
40326	5071	Arm Shaft Flanged Bushing Oil Pad (braided cotton)	01
40208	5071	Arm Side Cap	05
219	5071	" " " " Screw	02
40209	5069	" Top Cover	20
40210	5069	Arm Top Cover complete, Nos. 665D, 12403, 37003 and 40209	35
4430	5071	Arm Top Cover Friction Washer	01
804	5071	" " " " Hinge Screw	08
37003	5071	" " " " Lock Spring	05
665D	5071	" " " " " " Screw	02
12403	5071	" " " " Spool Pin and Thread Eyelet	05
11241	5071	Arm Top Cover Washer (cloth) per 100	25
40211	5068	Balance Wheel with 424c and 1354c	80
1354c	5103	" " " " Position Screw	04
424c	5103	" " " " " " Set Screw	05
*40213	—	Bed	5 50
29509	—	" Slide	25
40214	5069	Bed Slide complete, Nos. 2824, 29509 and two 240D	35
2824	5071	Bed Slide Spring	05

NO.	PLATE	NAME	EACH
375c	5072	Feed Rock Shaft Crank Connecting Rod	
		Hinge Screw.....	\$ 12
1518E	5072	Feed Rock Shaft Crank Connecting Rod	
		Hinge Screw Nut.....	04
307c	5103	Feed Rock Shaft Screw Centre.....	06
1513c	5102	" " " " " Nut.....	05
35507	5054	Guide.....	15
286D	5103	" Thumb Screw.....	10
40244	5083	Needle Bar with 857.....	1 00
40245	5083	" " Bushing.....	80
1133E	5083	" " " Set Screw.....	02
40246	5083	" " Connecting Link with 399.....	50
40247	5083	" " " " " Hinge Pin.....	05
399	5083	" " " " " " " "	
		Set Screw.....	02
40249	5083	Needle Bar Crank with 430c, 1036c, 1037c and 1362c.....	80
1362c	5083	Needle Bar Crank Position Screw.....	06
430c	5083	" " " " Set Screw.....	04
40248	5083	" " Cross Head.....	1 00
1155	5083	" " " " Screw.....	02
857	5083	" Set Screw.....	02
40250	5084	Presser Bar (hollow) with 40307.....	60
40251	5084	" " Bushing.....	80
1133E	5084	" " " Set Screw.....	02
40252	5084	" " Guide Bracket with 448c.....	50
448c	5084	" " " " Set Screw.....	03
2062	5084	" " Lifter.....	20
689c	5084	" " " Screw.....	10
1520E	5084	" " " " Nut.....	03
40253	5084	" " Lifting Bracket.....	50
40307	5084	" " Plug.....	05
6466	5084	" " Spring.....	05
40254	5084	" " " Guide Pin.....	25
40255	—	" " " " " 40254 with 1363D.....	55
40256	5085	Presser Foot for 40225.....	45
40311	5085	" " " 40225.....	45
2532	5102	" " Hinge Pin..... per 100	10
40312	—	" " Plate.....	65
40313	—	" " Shank.....	60
40314	5085	Presser Foot (hinged) complete for 40223 to 40225, Nos. 2532, 40312 and 40313	1 25
40315	5085	Presser Foot, for long stitch, for general work, for 40225.....	45
2532	5102	Presser Foot Hinge Pin..... per 100	10
40316	—	" " Plate.....	65

NO.	PLATE	NAME	EACH
40317	—	Presser Foot Shank.....	\$ 60
40318	5086	Presser Foot (hinged) complete, for lace running, for 40308, Nos. 2532, 40316 and 40317.....	1 25
2532	5102	Presser Foot Hinge Pin..... per 100	10
40319	—	" " Plate.....	65
40320	—	" " Shank.....	60
40321	5086	Presser Foot (hinged) complete, for general work, for 40223, Nos. 2532, 40319 and 40320.....	1 25
40322	5086	Presser Foot, for edge stitching, for 40308	45
2532	5102	" " Hinge Pin..... per 100	10
40323	—	" " Plate.....	65
40324	—	" " Shank.....	60
40325	5086	Presser Foot (hinged) complete, for edge stitching, for 40308, Nos. 2532, 40323 and 40324.....	1 25
40334	5087	Presser Foot with guide on bottom to the right of needle, for stitching edge of hem to body of material, for 40331	50
7298	5102	Presser Foot Hinge Pin..... per 100	10
40359	—	" " Plate.....	65
40313	—	" " Shank.....	60
40360	5087	Presser Foot (hinged) complete with short left toe, for 40225, Nos. 7298, 40313 and 40359.....	1 25
7298	5102	Presser Foot Hinge Pin..... per 100	10
40361	—	" " Plate.....	65
40313	—	" " Shank.....	60
40362	5087	Presser Foot (hinged) complete with short left toe, for hemming handker- chiefs, for 40225, Nos. 7298, 40313 and 40361.....	1 25
190D	5103	Presser Foot Screw.....	03
1363D	5084	Pressure Regulating Thumb Screw.....	20
40363	5099	Rotating Hook with 40274, 40364, two each 465c, 1368 and three 1367.....	3 00
40258	5097	Rotating Hook Belt.....	60
40259	5097	" " " Cover with two 1364c.....	75
1237c	5098	Rotating Hook Belt Cover Screw.....	10
40260	5098	" " " Guard.....	05
1364c	5098	" " " " Set Screw.....	05
40261	5098	" " " " Pulley (lower, steel) with two 1253c and sixteen 40263.....	1 00
1253c	5098	Rotating Hook Belt Pulley (lower) Set Screw.....	03

NO.	PLATE	NAME	EACH
*40231	—	Feed Lifting Eccentric.....	\$2 00
1361c	5072	" " " " Set Screw.....	06
40232	5070	" " Rock Shaft.....	75
40233	5070	" " " " Connecting Rod	80
*40234	—	" " " " " " " "	—
		Cap.....	—
145E	5072	Feed Lifting Rock Shaft Connecting Rod Cap Screw.....	04
375c	5072	Feed Lifting Rock Shaft Connecting Rod Hinge Screw.....	12
1518E	5072	Feed Lifting Rock Shaft Connecting Rod Hinge Screw Nut.....	04
307c	5103	Feed Lifting Rock Shaft Screw Centre.....	06
1513c	5102	" " " " " " Nut	05
40235	5073	" Regulating Stud.....	25
40236	5073	" " " " Head.....	30
2269	5073	" " " " " Pin.....	01
40338	5083	" " " " Indicator with 457c, 1342D and 2273.....	75
40238	5073	Feed Regulating Stud Indicator Body	1 25
640	5073	" " " " " " "	02
40239	5073	Feed Regulating Stud Indicator Position Bracket.....	25
219D	5073	Feed Regulating Stud Indicator Position Bracket Screw.....	02
457c	5073	Feed Regulating Stud Indicator Set Screw.....	02
40240	5073	Feed Regulating Stud Indicator Spring	05
2273	5073	" " " " " " Stop Pin.....	01
1342D	5083	Feed Regulating Stud Indicator Stop Screw.....	03
40241	5070	Feed Rock Shaft.....	50
40242	—	Feed Rock Shaft complete, Nos. 29633 and 40241.....	75
29633	5072	Feed Rock Shaft Crank with 157E.....	25
157E	5072	" " " " " Clamping Screw	04
40243	5070	" " " " " Connecting Rod	80
*40234	—	" " " " " " " "	—
		Cap.....	—
145E	5072	Feed Rock Shaft Crank Connecting Rod Cap Screw.....	04
375c	5072	Feed Rock Shaft Crank Connecting Rod Hinge Screw.....	12
1518E	5072	Feed Rock Shaft Crank Connecting Rod Hinge Screw Nut.....	04

NO.	PLATE	NAME	EACH
307c	5103	Feed Rock Shaft Screw Centre.....	\$ 06
1513c	5102	" " " " " " Nut.....	05
25873	5061	Guide (combination).....	15
284D	5061	" Thumb Screw.....	10
3146	5061	" " " " Washer.....	01
40244	5083	Needle Bar with 857.....	1 00
40245	5083	" " Bushing.....	80
1133E	5083	" " " " Set Screw.....	02
40246	5083	" " " " Connecting Link with 399.....	50
40247	5083	" " " " " " Hinge Pin	05
399	5083	" " " " " " " "	02
40249	5083	Needle Bar Crank with 430c, 1036c, 1037c and 1362c.....	80
1362c	5083	Needle Bar Crank Position Screw.....	06
430c	5083	" " " " Set Screw.....	04
40248	5083	" " Cross Head.....	1 00
1155	5083	" " " " " Screw.....	02
857	5083	" Set Screw.....	02
40250	5084	Presser Bar (hollow) with 40307.....	60
40251	5084	" " Bushing.....	80
1133E	5084	" " " " Set Screw.....	02
40252	5084	" " Guide Bracket with 448c.....	50
448c	5084	" " " " " Set Screw.....	03
2062	5084	" " Lifter.....	20
689c	5084	" " " " Screw.....	10
1520E	5084	" " " " Nut.....	03
40253	5084	" " Lifting Bracket.....	50
40307	5084	" " Plug.....	05
6466	5084	" " Spring.....	05
40254	5084	" " " " Guide Pin.....	25
40255	—	" " " " " " 40254 with 1363D.....	55
2532	5102	Presser Foot Hinge Pin..... per 100	10
40339	—	" " " " Plate.....	75
40340	—	" " " " Shank.....	1 00
40341	5088	Presser Foot (hinged) complete for 40337 and Strip Gauge, Nos. 228D, 2532, 40339 and 40340.....	1 75
40335	5088	Presser Foot with 228D, for 40308, 40337 and Strip Gauge.....	75
12462	5088	Presser Foot, for $\frac{3}{16}$ in. gauge and above	50
NOTE.—When ordering No. 12462 give width of turned edge from seam.			
12463	5088	Presser Foot with Strip Guide.....	75
20118	5090	" " " " " " " "	45

NO.	PLATE	NAME	EACH
40336	5090	Presser Foot for 40308.....	\$ 45
26279	5089	" " Extension, 1/4 in.....	15
26280	5089	" " " " 1/8 ".....	15
26281	5089	" " " " 1/4 ".....	15
26282	5089	" " " " 3/8 ".....	15
26283	5089	" " " " 1/2 ".....	15
228D	5103	" " " Screw.....	02
190D	5103	" " " Screw.....	03
25967	5089	" " Strip Gauge.....	15
228D	5103	" " " " Screw.....	02
1363D	5084	Pressure Regulating Thumb Screw.....	20
40363	5099	Rotating Hook with 40274, 40364, two each 465c, 1368 and three 1367.....	3 00
40258	5097	Rotating Hook Belt.....	60
40259	5097	" " " " Cover with two 1364c.....	75
1237c	5098	Rotating Hook Belt Cover Screw.....	10
40260	5098	" " " " Guard.....	05
1364c	5098	" " " " " Set Screw.....	05
40261	5098	" " " " Pulley (lower, steel) with two 1253c and sixteen 40263.....	1 00
1253c	5098	Rotating Hook Belt Pulley (lower) Set Screw.....	03
40262	5098	Rotating Hook Belt Pulley (upper) with 1362c and thirty 40263.....	1 50
1362c	5098	Rotating Hook Belt Pulley (upper) Set Screw.....	06
40263	5098	Rotating Hook Belt Pulley Stud.....	05
40264	5099	" " " " Bobbin.....	05
40369	5099	Rotating Hook Bobbin Case complete, Nos. 1365, 1380, 40266 to 40269 and 40370.....	2 50
40266	5099	Rotating Hook Bobbin Case Latch.....	10
40267	5099	" " " " " " Hinge Pin..... per 100	10
40268	5099	Rotating Hook Bobbin Case Latch Spring.....	02
40269	5099	" " " " " " " " Cap.....	03
40365	5099	Rotating Hook Bobbin Case Position Bracket with 40366 and two 12152.....	1 00
172	5099	Rotating Hook Bobbin Case Position Bracket Screw.....	04
40366	5099	Rotating Hook Bobbin Case Position Bracket Shield.....	25
12152	5099	Rotating Hook Bobbin Case Position Bracket Shield Rivet..... per 100	10
1365	5099	Rotating Hook Bobbin Case Tension Regulating Screw.....	02

NO.	PLATE	NAME	EACH
40370	5099	Rotating Hook Bobbin Case Tension Spring.....	\$ 10
1380	5099	Rotating Hook Bobbin Case Tension Spring Screw.....	02
40272	5100	Rotating Hook Bobbin Ejector.....	75
40273	5100	" " " " " Bracket.....	40
157D	5100	" " " " " " " Screw.....	04
1366c	5100	Rotating Hook Bobbin Ejector Hinge Screw.....	10
6224	5100	Rotating Hook Bobbin Ejector Spring.....	03
40274	5099	" " " " Section.....	75
1367	5099	" " " " " Screw.....	02
465c	5099	" " " " " Set Screw.....	02
40275	5069	" " " " " Shaft.....	60
40276	5100	" " " " " Bushing (back, cast iron).....	35
447c	5100	Rotating Hook Shaft Bushing (back) Set Screw.....	03
40277	5100	Rotating Hook Shaft Bushing (front, cast iron).....	35
447c	5100	Rotating Hook Shaft Bushing (front) Set Screw.....	03
40364	5099	Rotating Hook Thread Guard.....	10
1368	5099	" " " " " " Screw.....	02
40279	5099	" " " " " Timing Gauge.....	10
665D	5099	" " " " " " " Screw.....	02
2102	5101	Tension Disc.....	05
1560c	5101	" " " " " " " " Regulating Thumb Nut.....	04
32572	5101	" " " " " " " " Releasing Disc.....	10
40280	5101	" " " " " " " " Pin.....	03
40281	5101	" " " " " " " " Plate.....	20
193	5101	" " " " " " " " " Screw.....	03
1369	5101	" " " " " " " " " Screw Stud.....	15
196	5101	" " " " " " " " " " Set Screw.....	02
40282	5101	" " " " " " " " " " Washer.....	02
2103	5101	" " " " " " " " " " Spring.....	03
40283	5101	" " " " " " " " " " Thread Guard.....	05
171	5101	" " " " " " " " " " " Set Screw.....	03
40284	5101	Thread Eyelet (top of arm).....	05
1279	5101	" " " " " " " " " " " Set Screw.....	02
40285	5102	" " " " " " " " " " " Take-up Crank.....	80
1036c	5102	" " " " " " " " " " " " Position Screw.....	03
1037c	5102	" " " " " " " " " " " " " Set Screw.....	04
40286	5102	" " " " " " " " " " " " Lever.....	1 00
1021E	5102	" " " " " " " " " " " " Cap Screw.....	06
40287	5102	" " " " " " " " " " " " Hinge Pin.....	05

ACCESSORIES

NO.	PLATE	NAME	EACH
37749	5106	Machine Hinge Connection	\$ 15
12362	5106	" " Plate	15
37750	—	Machine Hinge complete, Nos. 12362, 37749 and two wood screws 1 1/4 in. No. 14	30
12405	5106	Machine Rest (felt)	02
35676	5107	Oiler with Cap and 35678	05
35677	—	" 35676 filled with oil	08
35678	5107	" Spout, 2 in. long	01
26026	5107	Screw Driver (large)	10
26485	5107	" " (small)	05
8909	5107	Wrench for 1513 and 1518	10
8908	5107	" " 1520	08
40371	5107	" " 1679	10

BINDER

NO.	PLATE	NAME	EACH
35564	5058	Binder on Shank, for dress shields	\$3 50
35565	5058	Presser Foot	1 50
40223	5058	Feed Dog	1 50
40293	—	Throat Plate, large needle hole, for 40223	50
40294	5058	" " small " " " "	50

EDGE GUIDE

NO.	PLATE	NAME	EACH
35553	5061	Edge Guide, for hemming	\$ 20
35541	5057	" " (double, adjustable) on Shank	2 50

HEMMERS**HEMMERS (FOOT)**

NO.	PLATE	NAME	EACH
35592	—	Hemmer (foot) 1/16 in. hem	\$1 25
35593	—	" " 3/32 " "	1 25
35594	5055	" " 1/8 " "	1 25
35595	—	" " 5/32 " "	1 25
35596	—	" " 3/16 " "	1 25
35597	—	" " 5/32 " "	1 25

HEMMERS

27

NO.	PLATE	NAME	EACH
35598	—	Hemmer (foot) 1/4 in. hem	\$1 25
35539	5055	" " 1/16 " " for 40225, for China silk, etc.	1 75
35710	—	Hemmer (foot) 3/32 in. hem, with guide on bottom to the right of needle hole, for 35683	1 50
35682	5060	Hemmer (foot) 1/8 in. hem, with guide on bottom to the right of needle hole, for 35683	1 50
35683	5060	Feed Dog for 35682 and 35710	1 50
35684	5060	Throat Plate for 35683 for 35682 and 35710	75
35715	5055	Hemmer (foot) flexible tongue, for hemming shirts, for 40223	3 50

HEMMER ON SHANK

NO.	PLATE	NAME	EACH
35540	5056	Hemmer on Shank (adjustable) complete, with right hand lower guide for lace	\$3 50
40308	5056	Feed Dog for 35540	1 50
2532	5102	Presser Foot Hinge Pin	per 100 10
40316	—	" " Plate	65
40317	—	" " Shank	60
40318	5056	Presser Foot (hinged) complete for 40308, Nos. 2532, 40316 and 40317	1 25
40310	5056	Throat Plate for 40308	50

HEMMER (SECTIONAL)**FOR HEMMING COAT SHIRTS**

NO.	PLATE	NAME	EACH
35667	5059	Hemmer Section (lower)	\$3 25
35668	5059	" " (upper)	2 50
35669	5059	" Position Pin	01
35670	5059	" Spring	05
35671	5059	" " Stop	25
233D	5059	" " Screw	02
1264D	5059	" Stop Screw	02
658D	5059	" Thumb Screw	05
35672	5059	Hemmer (sectional) complete, Nos. 233D, 658D, 1264D and 35667 to 35671	6 00
40367	5059	Feed Dog	1 50
35673	5059	Presser Foot	1 00
40368	5059	Throat Plate for 40367	50

PRESSER FOOT

NO.	PLATE	NAME	EACH
35508	5055	Presser Foot (single toe) for gathering...	\$ 75

TUCKER (LONG ARM)

NO.	PLATE	NAME	EACH
35509	5051	Space Guide.....	\$ 15
35510	5051	" " Base with 35512, 35514 and two 1426E.....	50
	402D 5052	Space Guide Base Screw.....	02
35511	5052	" " Indicator.....	10
35512	5052	" " Pin.....	03
35513	5052	" " Stop (left).....	15
35514	5052	" " " " Guide Pin.....	03
1426E	5052	" " " " Screw Stud.....	03
1657D	5052	" " " " Thumb Nut	05
17718	5052	" " " " " "	
		Washer.....	01
35515	5052	Space Guide Stop (right).....	15
1426E	5052	" " " " Screw Stud.....	03
1657D	5052	" " " " Thumb Nut	05
17718	5052	" " " " " "	
		Washer.....	01
287D	5052	Space Guide Thumb Screw.....	10
35516	---	Space Guide complete, Nos. 287D, 35509 to 35511, 35513, 35515 and two each 1657D and 17718.....	1 35
35517	5050	Tuck Guide Arm.....	75
1177D	5052	" " " " Screw.....	04
35518	5050	" " " " Base.....	75
1427E	5052	" " " " Screw Stud.....	10
35519	5050	" " " " Bracket.....	60
307C	5052	" " " " Screw Centre.....	06
1513C	5052	" " " " " " Nut.....	05
35520	5052	" " " " " " Spring.....	03
9D	5052	" " " " " " Screw.....	20
35521	5051	" " " " " " Plate.....	10
35522	5052	" " " " " " " Steady Pin.....	03
423C	5052	Tuck Guide Bracket Stop Screw.....	05
1520E	5052	" " " " " " Nut.....	03
35523	5050	" " " " Frame.....	1 00
35520	5052	" " " " " " Spring.....	03
1510E	5052	" " " " " " Nut.....	02
35524	5052	" " " " " " Washer.....	02

TUCKER (LONG ARM)

NO.	PLATE	NAME	EACH
803C	5052	Tuck Guide Frame Stop Screw.....	\$ 10
1520E	5052	" " " " " " Nut.....	03
35511	5052	" " " " Indicator.....	10
35525	5050	" " " " Plate.....	80
1115	5052	" " " " Screw.....	04
35526	---	Tuck Guide complete, Nos. 9D, 423C, 803C, 1427E, 1510E, 35511, 35517 to 35519, 35521 to 35525, two each 307C, 1115, 1177D, 1513C, 1520E, 35520 and three wood screws 1 1/4 in. No. 10.....	5 10
35527	---	Tucker (long arm) complete, Nos. 35516, 35526, 35528 and two 402D.....	6 50
40308	5053	Feed Dog.....	1 50
35528	5053	Presser Foot.....	75
26276	---	" " " " Hinge Pin.....	01
35550	---	" " " " Plate.....	1 25
35551	---	" " " " Shank.....	60
35552	---	Presser Foot (hinged) long plate, complete, Nos. 26276, 35550 and 35551	1 85
40309	---	Throat Plate, large needle hole, for 40308	50
40310	5053	" " " " small " " " " "	50

BOBBIN WINDER

(SWINGING AUTOMATIC, RIGHT HAND)

NO.	PLATE	NAME	EACH
41339	2833	Base.....	\$ 15
41340	2833	Frame.....	15
1429D	2834	" " " " Hinge Screw.....	05
41341	2833	" " " " Spring.....	05
207	2834	" " " " Screw.....	02
41342	2833	Pulley with 200.....	20
200	2834	" " " " Set Screw.....	03
41343	2834	Spindle.....	15
27306	2834	Spool Pin.....	05
27307	2833	" " " " Stand.....	10
27308	2833	Spool Stand complete, Nos. 418D, 1562D, 2106, 10141, 11241, 27306, 27307, wood screw 1 in. No. 10 and two 2455	35
11241	2833	Spool Washer (cloth)..... per 100	25
41344	2834	Stop Latch.....	10
41345	2834	" " " " Finger.....	10
152	2834	" " " " Screw.....	03
1430D	2834	" " " " Hinge Screw.....	05
1550	2834	" " " " " " Nut.....	03

BOBBIN WINDER

NO.	PLATE	NAME	EACH
41346	2834	Stop Latch Lever.....	\$ 15
1430D	2834	" " " Hinge Screw.....	05
2455	2834	Tension Disc.....	02
1562D	2834	" Regulating Thumb Nut.....	04
418D	2834	" Screw Stud.....	08
10141	2834	" Spring.....	01
2106	2834	" Thread Guide.....	01
41347	2833	Bobbin Winder, Nos. 152, 207, 1429D, 1550, 41339 to 41346, two each 9331, wood screws 1 in. No. 10 R. H. B. and three 1430D.....	1 35
41348	—	Bobbin Winder (swinging automatic, right hand) complete for 40264, Nos. 27308 and 41347.....	1 60
9331	2834	Bobbin Winder Washer.....	01

KNEE LIFTER PARTS

NO.	PLATE	NAME	EACH
5596	5069	Bell Crank.....	\$ 05
40300	5069	" " Bracket.....	10
178C	5105	" " " Screw.....	03
5601	5106	" " " Hinge Pin.....	01
5735	5106	" " " Spring.....	02
40301	5069	Bell Crank complete, Nos. 5596, 5601, 5735 and 40300.....	20
40302	5069	Lifting Lever with 448C.....	20
40303	5069	" " " Connecting Rod.....	10
12416	5106	" " " " " Joint.....	08
76D	5106	" " " " " Hinge Screw.....	06
1521E	5106	Lifting Lever Connecting Rod Lock Nut	03
802D	5106	" " " Hinge Screw.....	10
12241	5106	" " " Link.....	10
766D	5106	" " " Hinge Screw.....	05
12240	5106	" " " Pin.....	05
448C	5084	" " " Set Screw.....	03
2759	5108	" Rod with 2761.....	15
2761	5106	" " " Cap (washer).....	05
2762	5106	" " " Collar with 362.....	10
362	5106	" " " Set Screw.....	05
2760	—	Lifting Rod complete for 19168, Nos. 2759 and 2762.....	25
2763	5108	Rock Shaft.....	10
12242	5108	" " " Hanger with two wood screws 1 in. No. 10.....	08

KNEE LIFTER PARTS

NO.	PLATE	NAME	EACH
2765	5108	Rock Shaft Knee Arm for 2768.....	\$ 10
2766	5108	" " " " " Hub with 356C.....	15
356C	5106	" " " " " Set Screw.....	06
2768	—	Rock Shaft Knee Arm complete for 2777, Nos. 2765 to 2767.....	40
6336	—	Rock Shaft Knee Arm complete for 19168, Nos. 2766, 2767 and 6335.....	40
6335	5108	Rock Shaft Knee Arm for 6336.....	10
2767	5108	" " " Plate with 356C.....	18
356C	5106	" " " " " Set Screw.....	06
2769	5108	" " " Lifting Arm with 356C.....	15
356C	5106	" " " " " Set Screw.....	06
6337	5108	" " " Bracket with two 356C.....	20
2778	5108	Rock Shaft Lifting Bracket Hook.....	05
356C	5106	" " " " " " " Set Screw.....	06
356C	5106	Rock Shaft Lifting Bracket Set Screw.....	06
2770	5108	" " " Stop Dog with 356C.....	12
356C	5106	" " " " " Set Screw.....	06
2777	5108	Rock Shaft complete for 40304, Nos. 2763, 2768, 2770, 2778, 6337 and two 12242.....	1 00
19168	—	Rock Shaft complete for 40330, Nos. 2760, 2763, 2769, 6336 and two each 2770 and 12242.....	1 25
40304	—	Knee Lifter complete, Nos. 76D, 766D, 802D, 1521E, 2777, 12240, 12241, 12416, 40301 to 40303 and two 178C	2 05
40330	—	Knee Lifter complete (bench stand) Nos. 76D, 766D, 802D, 1521E, 12240, 12241, 12416, 19168, 40301 to 40303 and two 178C.....	2 30

THREAD UNWINDER**FOR TWO LARGE SPOOLS**

NO.	PLATE	NAME	EACH
27936	5106	Spool Pin.....	\$ 03
27937	2828	" Rest.....	25
27938	—	" " 27937 with two each 453c and 27936.....	35
27939	2828	Spool Rest Rod.....	05
453c	5103	" " " Set Screw.....	02
453c	5103	" " " Set Screw.....	02
27940	2828	" Stand with 453c.....	20
27941	2828	" Washer (steel).....	02
27942	2828	Thread Eyelet Rod.....	15
453c	5103	" " " Set Screw.....	02
27943	2828	Thread Unwinder complete, for two large spools, Nos. 27938 to 27940, 27942, two 27941 and three wood screws 1 in. No. 12.....	75

UNDER DRIVER**LEVER PRESSURE, THREE SPEED, RIGHT HAND
(OIL CONTROLLING PULLEY)**

NO.	PLATE	NAME	EACH
27508	362	Belt Guard.....	\$ 08
356c	5106	" " " Screw.....	06
2018	1101	" " " Washer.....	01
27509	362	Cone Pulley, three speed, 2 1/2 in., 3 3/4 in. and 5 1/4 in. diam., with 27473.....	60
27473	1101	Cone Pulley Centre Bearing.....	08
27474	363	Dress Guard (right hand).....	08
138E	1101	" " " Screw.....	05
27630	362	Driving Pulley (grooved) 6 in. diam., with 433c, 27598 and two 7958.....	60
27598	—	Driving Pulley Friction Ring (leather) ..	05
7958	2642	" " " " " Stop Pin ..	01
27631	1101	" " " Hollow Stud with 27600..	15
27600	1101	" " " " " Position Stud.....	02
356c	5106	Driving Pulley Hollow Stud Set Screw...	06
27632	—	" " " " " Wick.....	01
27633	—	" " " " " Wire with 27632.....	05
433c	1101	Driving Pulley Screw Centre Bearing	08
7958	2642	" " " " " " Dowel Pin.....	01

UNDER DRIVER

33

NO.	PLATE	NAME	EACH
27634	362	Frame.....	\$ 60
41338	362	Lever.....	25
27483	1101	" Brake Spring.....	02
27497	1101	" " Strip (leather).....	02
12178	1101	" Centre Plug (wood).....	01
427E	1101	" " " Adjusting Screw.....	08
1508c	1101	" " " " " Nut.....	06
27485	1101	" Hinge Pin.....	01
27635	362	Oil Cup.....	25
145E	5072	" " Screw.....	04
27070	363	Shaft Driving Pulley (sectional, grooved) 10 in. diam., 1 3/8 in. bore, with two 597c.....	45
597c	2642	Shaft Driving Pulley Clamping Screw...	08
27636	363	Treadle.....	30
9082	1101	" Bearing Cotter Pin.....	01
27637	362	" Pitman Rod (lower).....	05
27638	1101	" " " " Spring.....	03
27639	362	" " " " (upper).....	05
9079	362	" " " Clamp with 354c...	12
354c	1101	" " " " " Screw.....	06
27640	362	Treadle Pitman complete, Nos. 2762, 9079 and 27637 to 27639.....	35
2878	363	Treadle Stand.....	15
2762	2642	" Stop Collar with 362.....	10
362	2642	" " " Set Screw.....	05
27642	—	Treadle complete, Nos. 2878, 9082, 27636 and four wood screws 1 in. No. 16...	45
27643	—	Treadle and Pitman complete, Nos. 27640 and 27642.....	80
27644	—	Transmitter complete for 27645, Nos. 138E, 427E, 1508c, 2018, 12178, 27474, 27483, 27485, 27497, 27508, 27509, 27630, 27631, 27633 to 27635, 41338, two each 145E, 356c and four wood screws 1 1/2 in. No. 16.....	3 00
27645	—	Under Driver complete, Nos. 27070, 27643 and 27644.....	4 00

OBsolete PARTS

NO.	PLATE	NAME	EACH
*40226	—	Feed Eccentric for 40230	\$ —
40230	—	Feed and Feed Lifting Eccentric (adjustable) complete, Nos. 219, 1357C, 1360E, 1361C, 40226, 40227, 40229, 40231 and two 1359E, use 40329	—
1357C	5102	Feed Eccentric Adjusting Screw for 40230	08
40257	—	Rotating Hook with 40274, 40278, two each 465C, 1368 and three 1367, use 40363	3 00
40278	—	Rotating Hook Thread Guard for 40257	10
40265	5102	Rotating Hook Bobbin Case complete, Nos. 1365, 1380, 40266 to 40269 and 40271, use 40369	2 50
40271	5102	Rotating Hook Bobbin Case Tension Spring for 40265	10
40270	5102	Rotating Hook Bobbin Case Position Bracket, use 40365	60

NUMERICAL LIST

NO.	PLATE	NAME	EACH
9D	5052	Tucker Tuck Guide Bracket Spring Screw for 35526	\$ 20
76D	5106	Lifting Lever Connecting Rod Joint Hinge Screw for 40304 and 40330	06
138E	1101	Under Driver Dress Guard Screw for 27644	05
145E	5072	Feed Lifting Rock Shaft Connecting Rod Cap Screw	04
145E	5072	Feed Rock Shaft Crank Connecting Rod Cap Screw	04
145E	5072	Under Driver Oil Cup Screw for 27644	04
152	2834	Bobbin Winder Stop Latch Finger Screw for 41347	03
157E	5072	Feed Rock Shaft Crank Clamping Screw for 29633	04
157D	5100	Rotating Hook Bobbin Ejector Bracket Screw	04
171	5101	Tension Thread Guard Set Screw for 40216	03
172	5099	Rotating Hook Bobbin Case Position Bracket Screw	04
178C	5105	Bell Crank Bracket Screw for 40304 and 40330	03
178	5105	Tuck Marker Slide Bar Bracket Screw for 88-3 Machine	03
180	5101	Bed Frame Cushion Screw for 40305	03
190D	5103	Presser Foot Screw	03
193	5101	Tension Releasing Plate Screw	03
196	5101	" Screw Stud Set Screw for 40291	02
200	2834	Bobbin Winder Pulley Set Screw for 41342	03
207	2834	Bobbin Winder Frame Spring Screw for 41347	02
211	5101	Bed Frame Hinge Connection Cap Screw for 37825	02
219	5071	Arm Front Cap Screw	02
219	5071	" Side Cap Screw	02
219	5072	Feed Eccentric Adjusting Screw Friction Spring Screw for 40230 and 40329	02
219D	5073	Feed Regulating Stud Indicator Position Bracket Screw	02
219	5072	Spool Holder Bracket Screw for 26763	02
225	5105	Tuck Marker Slide Bar Set Screw for 9896	03
228D	5103	Presser Foot Extension Screw for 40335 and 40341	02

NUMERICAL LIST OF PARTS

NO.	PLATE	NAME	EACH
228D	5103	Presser Foot Strip Gauge Screw for 40335 and 40341.....	\$ 02
233D	5103	Bed Slide Spring Screw for 40346.....	02
233D	5059	Hemmer Spring Stop Screw for 35672....	02
240D	5071	Bed Slide Spring Screw for 40214.....	02
284D	5061	Guide Thumb Screw for 88-2 Machine....	10
286D	5103	" " " " 88-1 "	10
287D	5103	Spool Holder Bracket Thumb Screw for 26763.....	10
287D	5052	Tucker Space Guide Thumb Screw for 35516.....	10
307C	5103	Feed Lifting Rock Shaft Screw Centre..	06
307C	5103	" Rock Shaft Screw Centre.....	06
307C	5052	Tucker Tuck Guide Bracket Screw Centre for 35526.....	06
313C	5072	Feed Bar Screw Centre.....	04
315C	2642	Under Driver Driving Pulley Set Screw for 27756.....	04
336	5105	Tuck Marker Set Screw for 9891.....	02
348C	2642	Under Driver Dress Guard Screw for 27770.....	06
354C	1101	Under Driver Treadle Pitman Rod Clamp Screw for 9079.....	06
356C	5106	Rock Shaft Knee Arm Hub Set Screw for 2766.....	06
356C	5106	Rock Shaft Knee Plate Set Screw for 2767	06
356C	5106	" " Lifting Arm Set Screw for 2769.....	06
356C	5106	Rock Shaft Lifting Bracket Hook Set Screw for 6337.....	06
356C	5106	Rock Shaft Lifting Bracket Set Screw for 6337.....	06
356C	5106	Rock Shaft Stop Dog Set Screw for 2770	06
356C	5106	Under Driver Belt Guard Screw for 27644	06
356C	5106	" " Driving Pulley Hollow Stud Set Screw for 27644.....	06
362	5106	Lifting Rod Collar Set Screw for 2762....	05
362	2642	Under Driver Treadle Stop Collar Set Screw for 2762.....	05
375C	5072	Feed Lifting Rock Shaft Connecting Rod Hinge Screw.....	12
375C	5072	Feed Rock Shaft Crank Connecting Rod Hinge Screw.....	12
399	5083	Needle Bar Connecting Link Hinge Pin Set Screw for 40246.....	02
402D	5072	Feed Eccentric Adjusting Screw Plate Screw for 40329.....	02

NUMERICAL LIST OF PARTS

NO.	PLATE	NAME	EACH
402D	5052	Tucker Space Guide Base Screw for 35527	\$ 02
418D	2834	Bobbin Winder Tension Screw Stud for 27308.....	08
423C	5052	Tucker Tuck Guide Bracket Stop Screw for 35526.....	05
424C	5103	Balance Wheel Set Screw for 40211.....	05
427E	1101	Under Driver Lever Centre Plug Adjusting Screw for 27644.....	08
430C	5083	Needle Bar Crank Set Screw for 40249..	04
433C	1101	Under Driver Driving Pulley Screw Centre Bearing for 27630.....	08
435C	5103	Arm Shaft Flanged Bushing (front) Set Screw.....	04
447C	5100	Rotating Hook Shaft Bushing (back) Set Screw.....	03
447C	5100	Rotating Hook Shaft Bushing (front) Set Screw.....	03
448C	5084	Arm Shaft Flanged Bushing (back) Set Screw.....	03
448C	5084	Lifting Lever Pin Set Screw for 40302....	03
448C	5084	Presser Bar Guide Bracket Set Screw for 40252.....	03
448C	5102	Thread Take-up Lever Link Hinge Pin Set Screw.....	03
448C	5101	Thread Take-up Spring Regulator Set Screw for 40216.....	03
453C	5103	Thread Unwinder Spool Rest Rod Set Screw for 27938.....	02
453C	5103	Thread Unwinder Spool Rest Set Screw for 27938.....	02
453C	5103	Thread Unwinder Thread Eyelet Rod Set Screw for 27940.....	02
457C	5073	Feed Regulating Stud Indicator Set Screw for 40237 and 40338.....	02
465C	5099	Rotating Hook Set Screw for 40257 and 40363.....	02
597C	2642	Under Driver Shaft Driving Pulley Clamping Screw for 27070.....	08
640	5073	Feed Regulating Stud Indicator Body Screw.....	02
652	5105	Tuck Marker Slide Bar Connecting Rod Hinge Screw for 88-3 Machine.....	08
658D	5059	Hemmer Thumb Screw for 35672.....	05
665D	5071	Arm Top Cover Lock Spring Screw for 40210.....	02
665D	5099	Rotating Hook Timing Gauge Screw....	02
670E	5103	Arm Screw.....	06

NUMERICAL LIST OF PARTS

NO.	PLATE	NAME	EACH
689C	5084	Presser Bar Lifter Screw.....	\$ 10
690D	5103	Face Plate Screw.....	05
691	5103	Spool Holder Spindle Thread Guiding Disc Screw for 26764.....	04
691	5103	Throat Plate Screw.....	04
732D	5054	Guide Thumb Screw for 88-3 Machine.....	10
750C	5072	Feed Bar Spring Screw (lower).....	03
766D	5106	Lifting Lever Link Hinge Screw for 40304 and 40330.....	05
802D	5106	Lifting Lever Hinge Screw for 40304 and 40330.....	10
803C	5052	Tucker Tuck Guide Frame Stop Screw for 35526.....	10
804	5071	Arm Top Cover Hinge Screw.....	08
857	5083	Needle Set Screw for 40244.....	02
878D	2641	Under Driver Cone Pulley Oil Hole Stop Screw for 27750.....	06
896D	5105	Tuck Marker Slide Bar Adjusting Arm Clamping Screw for 40355.....	04
910C	5072	Face Plate Thread Eyelet (lower) Set Screw for 40216.....	03
920	5105	Tuck Marking Plate Screw Stud for 88-3 Machine.....	04
934D	5072	Face Plate Thread Eyelet (upper) Screw for 40216.....	02
1021E	5102	Thread Take-up Lever Cap Screw.....	06
1036C	5102	" " Crank Position Screw for 40249.....	03
1037C	5102	Thread Take-up Crank Set Screw for 40249.....	04
1047C	5072	Feed Bar Spring Screw (upper).....	03
1092E	2642	Under Driver Lever Hinge Screw for 27770.....	20
1093C	2642	Under Driver Lever Adjusting Screw for 27770.....	10
1115	5052	Tucker Tuck Guide Screw for 35526.....	04
1122C	2641	Under Driver Driving Pulley Shaft Screw Bearing Ball Case (left) Set Screw for 27766.....	03
1122C	2641	Under Driver Driving Pulley Shaft Screw Bearing Ball Case (right) Set Screw for 27766.....	03
1133E	5083	Needle Bar Bushing Set Screw.....	02
1133E	5084	Presser Bar Bushing Set Screw.....	02
1143C	2641	Under Driver Cone Pulley Ball Bearing Adjusting Ring Set Screw for 27770.....	03
1155	5083	Needle Bar Cross Head Screw.....	02

NUMERICAL LIST OF PARTS

NO.	PLATE	NAME	EACH
1177D	5052	Tucker Tuck Guide Arm Screw for 35526	\$ 04
1237C	5098	Rotating Hook Belt Cover Screw.....	10
1253C	5098	" " " Pulley (lower) Set Screw for 40261.....	03
1264D	5059	Hemmer Stop Screw for 35672.....	02
1279	5071	Arm Oil Tube Holder Set Screw.....	02
1279	5101	Thread Eyelet Set Screw.....	02
1342D	5083	Feed Regulating Stud Indicator Stop Screw for 40338.....	03
1354C	5103	Balance Wheel Position Screw for 40211.....	04
1355C	5072	Feed Bar Rest Pin Adjusting Screw.....	08
1356C	5072	" Dog Screw.....	04
1357C	5102	" Eccentric Adjusting Screw for 40230, obsolete.....	08
1359E	5072	Feed Eccentric Screw for 40230 and 40329.....	06
1360E	5072	" " Spring Stop Screw for 40230 and 40329.....	03
1361C	5072	Feed Lifting Eccentric Set Screw for 40230 and 40329.....	06
1362C	5083	Needle Bar Crank Position Screw for 40249.....	06
1362C	5098	Rotating Hook Belt Pulley (upper) Set Screw for 40262.....	06
1363D	5084	Pressure Regulating Thumb Screw for 40255.....	20
1364C	5098	Rotating Hook Belt Guard Set Screw for 40259.....	05
1365	5099	Rotating Hook Bobbin Case Tension Regulating Screw for 40265 and 40369.....	02
1366C	5100	Rotating Hook Bobbin Ejector Hinge Screw.....	10
1367	5099	Rotating Hook Section Screw for 40257 and 40363.....	02
1368	5099	Rotating Hook Thread Guard Screw for 40257 and 40363.....	02
1369	5101	Tension Screw Stud for 40216.....	15
1380	5099	Rotating Hook Bobbin Case Tension Spring Screw for 40265 and 40369.....	02
1426E	5052	Tucker Space Guide Stop (left) Screw Stud for 35510.....	03
1426E	5052	Tucker Space Guide Stop (right) Screw Stud for 35510.....	03
1427E	5052	Tucker Tuck Guide Base Screw Stud for 35526.....	10
1429D	2834	Bobbin Winder Frame Hinge Screw for 41347.....	05

NUMERICAL LIST OF PARTS

NO.	PLATE	NAME	EACH
1430D	2834	Bobbin Winder Stop Latch Hinge Screw for 41347.....	\$ 05
1430D	2834	Bobbin Winder Stop Latch Lever Hinge Screw for 41347.....	05
1432C	5072	Feed Eccentric Adjusting Screw for 40329	10
1507E	2642	Under Driver Lever Hinge Screw Nut for 27770.....	05
1508C	1101	Under Driver Lever Centre Plug Adjusting Screw Nut for 27644.....	06
1510E	5052	Tucker Tuck Guide Frame Spring Nut for 35526.....	02
1513C	5102	Feed Lifting Rock Shaft Screw Centre Nut.....	05
1513C	5102	Feed Rock Shaft Screw Centre Nut.....	05
1513C	5052	Tucker Tuck Guide Bracket Screw Centre Nut for 35526.....	05
1513C	2642	Under Driver Lever Adjusting Screw Nut for 27770.....	05
1518E	5072	Feed Lifting Rock Shaft Connecting Rod Hinge Screw Nut.....	04
1518E	5072	Feed Rock Shaft Crank Connecting Rod Hinge Screw Nut.....	04
1519E	5072	Feed Bar Screw Centre Nut.....	03
1520E	5084	Presser Bar Lifter Screw Nut.....	03
1520E	5052	Tucker Tuck Guide Bracket Stop Screw Nut for 35526.....	03
1520E	5052	Tucker Tuck Guide Frame Stop Screw Nut for 35526.....	03
1521E	5106	Lifting Lever Connecting Rod Lock Nut for 40304 and 40330.....	03
1528D	5105	Tuck Marker Slide Bar Connecting Rod Hinge Screw Nut for 88-3 Machine.....	03
1550	2834	Bobbin Winder Stop Latch Hinge Screw Nut for 41347.....	03
1560C	5101	Tension Regulating Thumb Nut for 40216	04
1562D	2834	Bobbin Winder Tension Regulating Thumb Nut for 27308.....	04
1566D	5105	Tuck Marking Plate Adjusting Thumb Nut for 88-3 Machine.....	05
1657D	5052	Tucker Space Guide Stop (left) Thumb Nut for 35516.....	05
1657D	5052	Tucker Space Guide Stop (right) Thumb Nut for 35516.....	05
1679E	5072	Feed Bar Rest Pin Adjusting Screw Nut	05
2018	1101	Under Driver Belt Guard Screw Washer for 27644.....	01
2062	5084	Presser Bar Lifter.....	20

NUMERICAL LIST OF PARTS

NO.	PLATE	NAME	EACH
2102	5101	Tension Disc for 40216.....	\$ 05
2103	5101	" Spring for 40216.....	03
2106	2834	Bobbin Winder Tension Thread Guide for 27308.....	01
2269	5073	Feed Regulating Stud Head Pin.....	01
2273	5073	" " " Indicator Stop Pin for 40237 and 40338.....	01
2455	2834	Bobbin Winder Tension Disc for 27308.....	02
2532	5102	Presser Foot Hinge Pin for 40314, 40318, 40321, 40325, 40341 and 40351, per 100.....	10
2718	2642	Under Driver Dress Guard Screw Washer for 27770.....	01
2759	5108	Lifting Rod with 2761, for 2760.....	15
2760	—	Lifting Rod complete for 19168, Nos. 2759 and 2762.....	25
2761	5106	Lifting Rod Cap (washer) for 2759.....	05
2762	5106	" " Collar with 362, for 2760.....	10
2762	2642	Under Driver Treadle Stop Collar with 362, for 27640.....	10
2763	5108	Rock Shaft for 2777 and 19168.....	10
2765	5108	" " Knee Arm for 2768.....	10
2766	5108	" " " " Hub with 356C, for 2768 and 6336.....	15
2767	5108	Rock Shaft Knee Plate with 356C, for 2768 and 6336.....	18
2768	—	Rock Shaft Knee Arm complete for 2777, Nos. 2765 to 2767.....	40
2769	5108	Rock Shaft Lifting Arm with 356C, for 19168.....	15
2770	5108	Rock Shaft Stop Dog with 356C, for 2777 and 19168.....	12
2777	5108	Rock Shaft complete for 40304, Nos. 2763, 2768, 2770, 2778, 6337 and two 12242.....	1 00
2778	5108	Rock Shaft Lifting Bracket Hook for 2777.....	05
2824	5071	Bed Slide Spring for 40214 and 40346.....	05
2878	363	Under Driver Treadle Stand for 27642.....	15
3146	5061	Guide Thumb Screw Washer for 88-2 Machine.....	01
4430	5071	Arm Top Cover Friction Washer.....	01
5459	5105	Presser Bar Spring for 88-3 Machine.....	05
5596	5069	Bell Crank for 40301.....	05
5601	5106	" " Hinge Pin for 40301.....	01
5735	5106	" " Spring for 40301.....	02
6224	5100	Rotating Hook Bobbin Ejector Spring.....	03

NUMERICAL LIST OF PARTS

NO.	PLATE	NAME	EACH
6335	5108	Rock Shaft Knee Arm for 6336	\$ 10
6336	---	Rock Shaft Knee Arm complete for 19168, Nos. 2766, 2767 and 6335	40
6337	5108	Rock Shaft Lifting Bracket with two 356c. for 2777	20
6466	5084	Presser Bar Spring for 88-1 and 88-2 Machines	05
7298	5102	Presser Foot Hinge Pin for 40360 and 40362	per 100 10
7958	2642	Under Driver Driving Pulley Friction Ring Stop Pin for 27630 and 27756	01
7958	2642	Under Driver Driving Pulley Screw Centre Bearing Dowel Pin for 27630	01
8908	5107	Wrench for 1520 (Accessories)	08
8909	5107	" " 1513 and 1518 (Accessories)	10
9079	362	Under Driver Treadle Pitman Rod Clamp with 354c. for 27640	12
9082	1101	Under Driver Treadle Bearing Cotter Pin for 27642	01
9261	5101	Bed Frame Hinge Connection Pin for 40305	02
9331	2834	Bobbin Winder Washer for 41347	01
9891	5104	Tuck Marker Slide Bar with 336. for 88-3 Machine	50
9896	5105	Tuck Marker Slide Bar Sleeve with 225. for 88-3 Machine	30
10141	2834	Bobbin Winder Tension Spring for 27308	01
11204	5102	Thread Take-up Lever Link Hinge Pin	15
11241	5071	Arm Top Cover Washer (cloth)	per 100 25
11241	2833	Bobbin Winder Spool Washer (cloth) for 27308	per 100 25
12152	5099	Rotating Hook Bobbin Case Position Bracket Shield Rivet for 40365, per 100	10
12178	1101	Under Driver Lever Centre Plug (wood) for 27644	01
12240	5106	Lifting Lever Pin for 40304 and 40330	05
12241	5106	" " Link for 40304 and 40330	10
12242	5108	Rock Shaft Hanger with two wood screws 1 in. No. 10, for 2777 and 19168	08
12362	5106	Machine Hinge Plate for 37750 (Accessories)	15
12403	5071	Arm Top Cover Spool Pin and Thread Eyelet for 40210	05
12405	5106	Machine Rest, felt (Accessories)	02
12416	5106	Lifting Lever Connecting Rod Joint for 40304 and 40330	08

NUMERICAL LIST OF PARTS

NO.	PLATE	NAME	EACH
12453	---	Face Plate Oil Tube (long) for 29600	\$ 06
12459	2641	Under Driver Cone Pulley Oil Hole Stop Screw Washer (leather) for 27750, per 100	50
12462	5088	Presser Foot, for $\frac{3}{16}$ in. gauge and above, for 88-2 Machine	50
12463	5088	Presser Foot with Strip Guide for 88-2 Machine	75
16532	5071	Arm Dowel Pin	02
17718	5052	Tucker Space Guide Stop (left) Thumb Nut Washer for 35516	01
17718	5052	Tucker Space Guide Stop (right) Thumb Nut Washer for 35516	01
19066	5107	Spool Holder Spindle for 26764	25
19067	5107	" " Thread Guiding Disc for 26764	15
19168	---	Rock Shaft complete for 40330, Nos. 2760, 2763, 2769, 6336 and two each 2770 and 12242	1 25
19397	5101	Bed Frame Hinge Connection Cap for 37825	03
20118	5090	Presser Foot for 88-2 Machine	45
24106	5101	Bed Frame Cushion (felt) for 40305	02
25303	2641	Under Driver Cone Pulley Ball, size $\frac{1}{4}$ in., for 27770	03
25303	2641	Under Driver Driving Pulley Shaft Ball, size $\frac{1}{4}$ in., for 27760 and 27765	03
25303	2641	Under Driver Driving Pulley Shaft Screw Bearing Ball Case (left) Friction Stud Ball, size $\frac{1}{4}$ in., for 27760	03
25873	5061	Guide (combination) for 88-2 Machine	15
25967	5089	Presser Foot Strip Gauge for 88-2 Machine	15
26026	5107	Screw Driver, large (Accessories)	10
26276	---	Presser Foot Hinge Pin for 35552	01
Nos. 26279 TO 26283 FOR 88-2 MACHINE.			
26279	5089	Presser Foot Extension, $\frac{1}{16}$ in.	15
26280	5089	" " " " $\frac{1}{8}$ "	15
26281	5089	" " " " $\frac{1}{4}$ "	15
26282	5089	" " " " $\frac{3}{8}$ "	15
26283	5089	" " " " $\frac{1}{2}$ "	15
26485	5107	Screw Driver, small (Accessories)	05
26763	5107	Spool Holder Bracket with 219 and 287D, for 26764	15
26764	5107	Spool Holder (disc) complete for 88-2 Machine, Nos. 691, 19066, 19067 and 26763	60

NUMERICAL LIST OF PARTS

NO.	PLATE	NAME	EACH
27070	363	Under Driver Shaft Driving Pulley (sectional, grooved) 10 in. diam., 1 3/16 in. bore, with two 597c, for 27645 and 27771.....	\$ 45
27306	2834	Bobbin Winder Spool Pin for 27308.....	05
27307	2833	" " " Stand for 27308.....	10
27308	2833	Bobbin Winder Spool Stand complete for 41348, Nos. 418D, 1562D, 2106, 10141, 11241, 27306, 27307, wood screw 1 in. No. 10 and two 2455.....	35
27473	1101	Under Driver Cone Pulley Centre Bearing for 27509.....	08
27474	363	Under Driver Dress Guard (right hand) for 27644.....	08
27483	1101	Under Driver Lever Brake Spring for 27644.....	02
27485	1101	Under Driver Lever Hinge Pin for 27644	01
27497	1101	" " " Brake Strip (leather) for 27644.....	02
27508	362	Under Driver Belt Guard for 27644.....	08
27509	362	" " Cone Pulley, three speed, 2 1/2 in., 3 3/4 in. and 5 1/4 in. diam., with 27473, for 27644.....	60
27598	—	Under Driver Driving Pulley Friction Ring (leather) for 27630 and 27756.....	05
27600	1101	Under Driver Driving Pulley Hollow Stud Position Stud for 27631.....	02
27630	362	Under Driver Driving Pulley (grooved) 6 in. diam., with 433c, 27598 and two 7958, for 27644.....	60
27631	1101	Under Driver Driving Pulley Hollow Stud with 27600, for 27644.....	15
27632	—	Under Driver Driving Pulley Hollow Stud Wick for 27633.....	01
Nos. 27633 TO 27635 FOR 27644.			
27633	—	Under Driver Driving Pulley Hollow Stud Wick Wire with 27632.....	05
27634	362	Under Driver Frame.....	60
27635	362	" " Oil Cup.....	25
27636	363	" " Treadle for 27642.....	30
Nos. 27637 TO 27639 FOR 27640.			
27637	362	Under Driver Treadle Pitman Rod (lower).....	05
27638	1101	Under Driver Treadle Pitman Rod (lower) Spring.....	03

NUMERICAL LIST OF PARTS

NO.	PLATE	NAME	EACH
27639	362	Under Driver Treadle Pitman Rod (upper).....	\$ 05
27640	362	Under Driver Treadle Pitman complete for 27643, Nos. 2762, 9079 and 27637 to 27639.....	35
27642	—	Under Driver Treadle complete for 27643, Nos. 2878, 9082, 27636 and four wood screws 1 in. No. 16.....	45
27643	—	Under Driver Treadle and Pitman complete for 27645 and 27771, Nos. 27640 and 27642.....	80
27644	—	Under Driver Transmitter complete for 27645, Nos. 138E, 427E, 1508c, 2018, 12178, 27474, 27483, 27485, 27497, 27508, 27509, 27630, 27631, 27633 to 27635, 41338, two each 145E, 356C and four wood screws 1 1/2 in. No. 16	3 00
27645	—	Under Driver, lever pressure, three speed, right hand (oil-controlling pulley) complete, Nos. 27070, 27643 and 27644.....	4 00
Nos. 27750 TO 27757 FOR 27770.			
27750	2640	Under Driver Cone Pulley (grooved) two speed, 3 3/4 in. and 5 1/4 in. diam., with 878D and 12459.....	60
27751	2641	Under Driver Driving Pulley Shaft Ball Bearing Collar.....	25
27752	2641	Under Driver Driving Pulley Shaft Ball Bearing Collar Pin.....	04
27753	2641	Under Driver Cone Pulley Ball Bearing Adjusting Ring.....	15
27754	2641	Under Driver Driving Pulley Shaft Screw Bearing Ball Case (left) Friction Stud Extension Pin.....	02
27755	2640	Under Driver Dress Guard.....	10
27756	2640	" " Driving Pulley (grooved) 6 in. diam., with 315c, 7958 and 27598.....	60
27757	2641	Under Driver Driving Pulley Shaft.....	60
27758	2641	" " " " " Ball Safety Washer for 27760 and 27765.....	01
27759	2641	Under Driver Driving Pulley Shaft Screw Bearing Ball Case (left) for 27760.....	20
27760	—	Under Driver Driving Pulley Shaft Screw Bearing Ball Case (left) complete for 27770, Nos. 27758, 27759, 27761 to 27763 and twelve 25303.....	50

NUMERICAL LIST OF PARTS

NO.	PLATE	NAME	EACH
Nos. 27761 TO 27763 FOR 27760.			
27761	2641	Under Driver Driving Pulley Shaft Screw Bearing Ball Case (left) Friction Stud.....	10
27762	2641	Under Driver Driving Pulley Shaft Screw Bearing Ball Case (left) Friction Stud Ball Plate.....	05
27763	2641	Under Driver Driving Pulley Shaft Screw Bearing Ball Case (left) Friction Stud Ball Plate Washer.....	01
27764	2641	Under Driver Driving Pulley Shaft Screw Bearing Ball Case (right) for 27765.	20
Nos. 27765 TO 27767 FOR 27770.			
27765	—	Under Driver Driving Pulley Shaft Screw Bearing Ball Case (right) complete, Nos. 27758, 27764 and eight 25303.	30
27766	2640	Under Driver Frame with two 1122c.	75
27767	2640	" " Lever with 27768 and two 27878.	35
27768	2642	Under Driver Lever Brake (leather) two pieces, for 27767.	03
27769	2642	Under Driver Lever Spring for 27770.	10
27770	—	Under Driver Transmitter complete for 27771, Nos. 348c, 1092E, 1093C, 1507E, 1513C, 2718, 27750 to 27752, 27754 to 27757, 27760, 27765 to 27767, 27769, two each 1143c, 27753, 27795, three wood screws 2 in. No. 16 and twenty-two 25303.	3 00
27771	—	Under Driver (ball bearing) lever pressure, two speed, right hand, complete, Nos. 27070, 27643 and 27770.	4 00
27795	2641	Under Driver Cone Pulley Ball Bearing Adjusting Ring Set Screw Washer for 27770.	—
27878	2642	Under Driver Lever Brake Rivet for 27767.	01
27936	5106	Thread Unwinder Spool Pin for 27938.	03
27937	2828	" " " Rest for 27938.	25
Nos. 27938 TO 27942 FOR 27943.			
27938	—	Thread Unwinder Spool Rest 27937 with two each 453c and 27936.	35
27939	2828	Thread Unwinder Spool Rest Rod.	05
27940	2828	" " " Stand with 453c	20
27941	2828	" " " Washer (steel).	02

NUMERICAL LIST OF PARTS

NO.	PLATE	NAME	EACH
27942	2828	Thread Unwinder Thread Eyelet Rod.	15
27943	2828	Thread Unwinder complete, for two large spools, Nos. 27938 to 27940, 27942, two 27941 and three wood screws 1 in. No. 12.	75
29509	—	Bed Slide for 40214.	25
29599	5071	Arm Oil Tube Packing (felt) for 40203, per 100.	25
29599	5071	Face Plate Oil Tube Packing (felt) for 29600 and 40217. per 100	25
29600	5072	Face Plate Oil Tube (long) 12453 with 29599, for oiling 40285, for 40216.	06
29633	5072	Feed Rock Shaft Crank with 157E, for 40242.	25
32572	5101	Tension Releasing Disc for 40216.	10
34183	5105	Tuck Marker Slide Bar Bushing for 88-3 Machine.	25
35507	5054	Guide for 88-1 Machine.	15
35507	5054	" (upper) for 88-3 Machine.	15
35508	5055	Presser Foot (single toe) for gathering.	75
35509	5051	Tucker Space Guide for 35516.	15
35510	5051	" " Base with 35512, 35514 and two 1426E, for 35516.	50
35511	5052	Tucker Space Guide Indicator for 35516	10
35511	5052	" Tuck Guide Indicator for 35526	10
35512	5052	" Space Guide Pin for 35510.	03
35513	5052	" " " Stop (left) for 35516	15
35514	5052	" " " " " Guide Pin for 35510.	03
35515	5052	Tucker Space Guide Stop (right) for 35516.	15
35516	—	Tucker Space Guide complete for 35527, Nos. 287D, 35509 to 35511, 35513, 35515 and two each 1657D and 17718	1 35
Nos. 35517 TO 35525 FOR 35526.			
35517	5050	Tucker Tuck Guide Arm.	75
35518	5050	" " " Base.	75
35519	5050	" " " Bracket.	60
35520	5052	" " " Spring.	03
35520	5052	" " " Frame Spring.	03
35521	5051	" " " Bracket Spring Plate	10
35522	5052	" " " " " " Steady Pin.	03
35523	5050	Tucker Tuck Guide Frame.	1 00
35524	5052	" " " " Spring Washer	02
35525	5050	" " " Plate.	80

NUMERICAL LIST OF PARTS

NO.	PLATE	NAME	EACH
35526	—	Tucker Tuck Guide complete for 35527, Nos. 9D, 423c, 803c, 1427E, 1510E, 35511, 35517 to 35519, 35521 to 35525, two each 307c, 1115, 1177D, 1513c, 1520B, 35520 and three wood screws 1 1/4 in. No. 10.	\$5 10
35527	—	Tucker (long arm) complete, Nos. 35516, 35526, 35528 and two 402D.	6 50
35528	5053	Presser Foot for 35527.	75
35539	5055	Hemmer (foot) 1/16 in. hem. for 40225, for China silk, etc.	1 75
35540	5056	Hemmer on Shank (adjustable) complete with right hand lower guide for lace	3 50
35541	5057	Edge Guide (double, adjustable) on Shank	2 50
35550	—	Presser Foot Plate for 35552.	1 25
35551	—	" " Shank for 35552.	60
35552	—	Presser Foot (hinged) long plate, complete, for 35527, Nos. 26276, 35550 and 35551.	1 85
35553	5061	Edge Guide, for hemming.	20
35564	5058	Binder on Shank, for dress shields.	3 50
35565	5058	Presser Foot for 35564.	1 50
Nos. 35567 TO 35570 FOR 88-3 MACHINE.			
35567	5054	Guide (intermediate).	30
35568	5054	" (lower).	30
35569	5054	" Holder for 35570.	30
35570	5054	" " Position Stud for 35569.	03
35592	—	Hemmer (foot) 1/16 in. hem.	1 25
35593	—	" " 3/32 " "	1 25
35594	5055	" " 1/8 " "	1 25
35595	—	" " 5/32 " "	1 25
35596	—	" " 3/16 " "	1 25
35597	—	" " 7/32 " "	1 25
35598	—	" " 1/4 " "	1 25
Nos. 35667 TO 35671 FOR 35672.			
35667	5059	Hemmer Section (lower).	3 25
35668	5059	" " (upper).	2 50
35669	5059	" Position Pin.	01
35670	5059	" Spring.	05
35671	5059	" " Stop.	25
35672	5059	Hemmer (sectional) complete, for hemming coat shirts, Nos. 233D, 658D, 1264D and 35667 to 35671.	6 00
35673	5059	Presser Foot for 35672.	1 00
35676	5107	Oiler with Cap and 35678, for 35677.	05
35677	—	" 35676 filled with oil (Accessories).	08

NUMERICAL LIST OF PARTS

NO.	PLATE	NAME	EACH
35678	5107	Oiler Spout, 2 in. long, for 35676.	\$ 01
35682	5060	Hemmer (foot) 1/8 in. hem. with guide on bottom to the right of needle hole, for 35683.	1 50
35683	5060	Feed Dog for 35682 and 35710.	1 50
35684	5060	Throat Plate for 35683 for 35682 and 35710.	75
35710	—	Hemmer (foot) 3/32 in. hem. with guide on bottom to the right of needle hole, for 35683.	1 50
35715	5055	Hemmer (foot) flexible tongue, for hemming shirts, for 40223.	3 50
37003	5071	Arm Top Cover Lock Spring for 40210.	05
37749	5106	Machine Hinge Connection for 37750.	15
37750	—	Machine Hinge complete, Nos. 12362, 37749 and two wood screws 1 1/4 in. No. 14 (Accessories).	30
37824	5101	Bed Frame Hinge Connection for 37825.	15
37825	—	" " " 37824 with 211 and 19397, for 40305.	20
*40201	—	Arm.	5 00
40202	5071	" Front Cap.	05
40203	5071	" Oil Tube with 29599 and 40204, for oiling 40246.	25
40204	5071	Arm Oil Tube Holder for 40203.	10
40205	5069	" Shaft.	1 00
40206	5069	" " Flanged Bushing (back).	60
40207	5069	" " " (front).	55
40208	5071	" Side Cap.	05
40209	5069	" Top Cover for 40210.	20
40210	5069	Arm Top Cover complete, Nos. 665D, 12403, 37003 and 40209.	35
40211	5068	Balance Wheel with 424c and 1354c.	80
40212	—	No. cancelled.	
*40213	—	Bed for 88-1 and 88-2 Machines.	5 50
40214	5069	Bed Slide complete for 88-1 and 88-2 Machines, Nos. 2824, 29509 and two 240D.	35
40215	5068	Face Plate for 40216.	1 00
40216	—	Face Plate complete, Nos. 171, 448c, 910c, 934D, 1369, 1560c, 2103, 29600, 32572, 40215, 40217 to 40219, 40280, 40282, 40283, 40290 to 40292 and two 2102.	2 50
Nos. 40217 TO 40219 FOR 40216.			
40217	5072	Face Plate Oil Tube (short) with 29599, for oiling 40286.	05

NUMERICAL LIST OF PARTS

NO.	PLATE	NAME	EACH
40279	5099	Rotating Hook Timing Gauge	\$ 10
40280	5101	Tension Releasing Pin for 40216	03
40281	5101	" " Plate	20
40282	5101	" Screw Stud Washer for 40216	02
40283	5101	" Thread Guard for 40216	05
40284	5101	Thread Eyelet (top of arm)	05
40285	5102	" Take-up Crank	80
Nos. 40286 to 40288 for 40289.			
40286	5102	Thread Take-up Lever	1 00
40287	5102	" " " Hinge Pin	05
40288	5102	" " " Link	40
40289	—	Thread Take-up Lever complete, Nos. 40286 to 40288	1 45
Nos. 40290 to 40292 for 40216.			
40290	5101	Thread Take-up Spring	03
40291	5101	" " " Regulator with 196	25
40292	5101	Thread Take-up Spring Stop	10
40293	—	Throat Plate, large needle hole, for 40223	50
40294	5075	" " small " " " "	50
40295	—	" " large " " " 40224	50
40296	5075	" " small " " " "	50
40297	—	" " large " " " 40225	50
40298	5075	" " small " " " "	50
40299	5109	Drip Pan with four 1 in. wire nails	25
40300	5069	Bell Crank Bracket for 40301	10
Nos. 40301 to 40303 for 40304 and 40330.			
40301	5069	Bell Crank complete, Nos. 5596, 5601, 5735 and 40300	20
40302	5069	Lifting Lever with 448c	20
40303	5069	" " Connecting Rod	10
40304	—	Knee Lifter complete, Nos. 76d, 766d, 802d, 1521E, 2777, 12240, 12241, 12416, 40301 to 40303 and two 178c	2 05
40305	5108	Bed Frame with two each 9261, 37825, four each 180, 24106 and six wood screws 1 1/4 in. No. 10	1 50
40306	5109	Drip Pan for 40305	50
40307	5084	Presser Bar Plug for 40250	05
40308	5074	Feed Dog for 88-1 and 88-2 Machines and 35527 and 35540	1 50
40309	—	Throat Plate, large needle hole, for 40308	50
40310	5074	" " small " " " "	50

NUMERICAL LIST OF PARTS

NO.	PLATE	NAME	EACH
40311	5085	Presser Foot for 40225	\$ 45
40312	—	" " Plate for 40314	65
40313	—	" " Shank for 40314, 40360 and 40362	60
40314	5085	Presser Foot (hinged) complete for 40223 to 40225 for 88-1 Machine, Nos. 2532, 40312 and 40313	1 25
40315	5085	Presser Foot, for long stitch, for general work, for 40225, for 88-1 Machine	45
40316	—	Presser Foot Plate for 40318	65
40317	—	" " Shank for 40318	60
40318	5086	Presser Foot (hinged) complete, for lace running, for 40308, Nos. 2532, 40316 and 40317	1 25
40319	—	Presser Foot Plate for 40321	65
40320	—	" " Shank for 40321	60
40321	5086	Presser Foot (hinged) complete, for general work, for 40223, Nos. 2532, 40319 and 40320	1 25
40322	5086	Presser Foot, for edge stitching, for 40308, for 88-1 Machine	45
40323	—	Presser Foot Plate for 40325	65
40324	—	" " Shank for 40325	60
40325	5086	Presser Foot (hinged) complete, for edge stitching, for 40308, for 88-1 Machine, Nos. 2532, 40323 and 40324	1 25
40326	5071	Arm Shaft Flanged Bushing Oil Pad (braided cotton)	01
*40327	—	Feed Eccentric for 40329	1 00
40328	5072	" " Adjusting Screw Plate for 40329	35
40329	5070	Feed and Feed Lifting Eccentric (adjustable) complete, Nos. 219, 1360E, 1361c, 1432c, 40227, 40229, 40231, 40327, 40328 and two each 402d and 1359E	5 00
40330	—	Knee Lifter complete (bench stand) Nos. 76d, 766d, 802d, 1521E, 12240, 12241, 12416, 19168, 40301 to 40303 and two 178c	2 30
40331	5074	Feed Dog, for general muslin work, for 88-1 Machine	1 50
40332	—	Throat Plate, large needle hole, for 40331	50
40333	5074	" " small " " " "	50
40334	5087	Presser Foot with guide on bottom to the right of needle, for stitching edge of hem to body of material, for 40331	50

NUMERICAL LIST OF PARTS

NO.	PLATE	NAME	EACH
Nos. 40335 TO 40343 FOR 88-2 MACHINE.			
40335	5088	Presser Foot with 228D, for 40308, 40337 and Strip Gauge.....	\$ 75
40336	5090	Presser Foot for 40308.....	45
40337	5076	Feed Dog, $\frac{1}{4}$ in. stitch.....	1 50
40338	5083	" Regulating Stud Indicator with 457C, 1342D and 2273.....	75
40339	—	Presser Foot Plate for 40341.....	75
40340	—	" " Shank for 40341.....	1 00
40341	5088	Presser Foot (hinged) complete for 40337 and Strip Gauge, Nos. 228D, 2532, 40339 and 40340.....	1 75
40342	—	Throat Plate, large needle hole, for 40337.....	50
40343	5076	" " small " " " " ".....	50
Nos. 40344 TO 40358 FOR 88-3 MACHINE.			
*40344	—	Bed.....	5 50
40345	—	" Slide for 40346.....	40
40346	5104	Bed Slide complete, Nos. 2824, 40345 and two 233D.....	50
40347	5076	Feed Dog.....	1 50
40348	5104	" Lifting Rock Shaft.....	1 25
40349	—	Presser Foot Plate for 40351.....	65
40350	—	" " Shank for 40351.....	60
40351	5087	Presser Foot (hinged) complete, Nos. 2532, 40349 and 40350.....	1 25
40352	—	Throat Plate, large needle hole, for 40347.....	50
40353	5076	" " small " " " " ".....	50
40354	5105	Tuck Marker.....	20
40355	5105	" " Slide Bar Adjusting Arm with 896D.....	1 25
40356	5105	Tuck Marker Slide Bar Bracket.....	50
40357	5105	" " " " Connecting Rod.....	1 50
40358	5105	" Marking Plate.....	25
Nos. 40359 TO 40362 FOR 88-1 MACHINE.			
40359	—	Presser Foot Plate for 40360.....	65
40360	5087	Presser Foot (hinged) complete with short left toe, for 40225, Nos. 7298, 40313 and 40359.....	1 25
40361	—	Presser Foot Plate for 40362.....	65
40362	5087	Presser Foot (hinged) complete with short left toe, for hemming handkerchiefs, for 40225, Nos. 7298, 40313 and 40361.....	1 25

NUMERICAL LIST OF PARTS

NO.	PLATE	NAME	EACH
40363	5099	Rotating Hook with 40274, 40364, two each 465C, 1368 and three 1367.....	\$3 00
40364	5099	Rotating Hook Thread Guard for 40363.....	10
40365	5099	" " Bobbin Case Position Bracket with 40366 and two 12152.....	1 00
40366	5099	Rotating Hook Bobbin Case Position Bracket Shield for 40365.....	25
40367	5074	Feed Dog for 88-1 Machine and 35672.....	1 50
40368	5074	Throat Plate for 40367.....	50
40369	5099	Rotating Hook Bobbin Case complete, Nos. 1365, 1380, 40266 to 40269 and 40370.....	2 50
40370	5099	Rotating Hook Bobbin Case Tension Spring for 40369.....	10
40371	5107	Wrench for 1679 (Accessories).....	10
41338	362	Under Driver Lever for 27644.....	25
Nos. 41339 TO 41346 FOR 41347.			
41339	2833	Bobbin Winder Base.....	15
41340	2833	" " Frame.....	15
41341	2833	" " " Spring.....	05
41342	2833	" " Pulley with 200.....	20
41343	2834	" " Spindle.....	15
41344	2834	" " Stop Latch.....	10
41345	2834	" " " " Finger.....	10
41346	2834	" " " " Lever.....	15
41347	2833	Bobbin Winder for 41348, Nos. 152, 207, 1429D, 1550, 41339 to 41346, two each 9331, wood screws 1 in. No. 10 R. H. B. and three 1430D.....	1 35
41348	—	Bobbin Winder (swinging automatic, right hand) complete for 40264, Nos. 27308 and 41347.....	1 60

PLATE 362—ONE-FOURTH SIZE

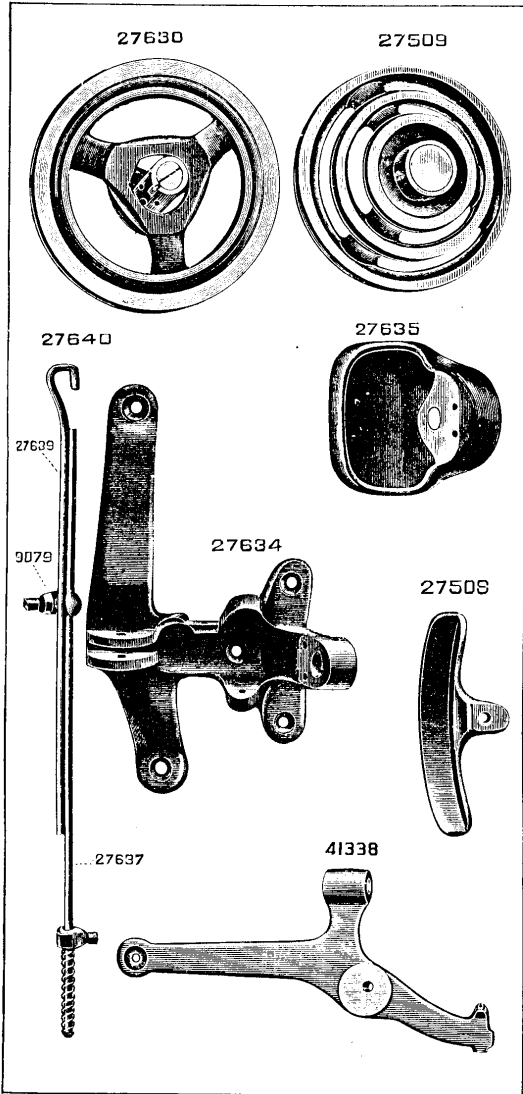


PLATE 363—ONE-FOURTH SIZE

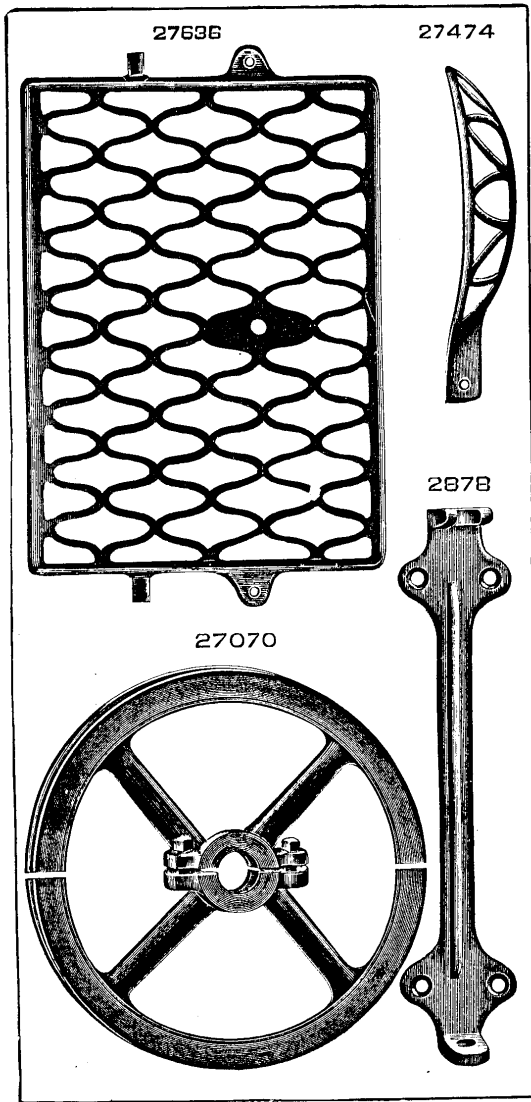


PLATE 1101—FULL SIZE




PLATE 2640—ONE-FOURTH SIZE

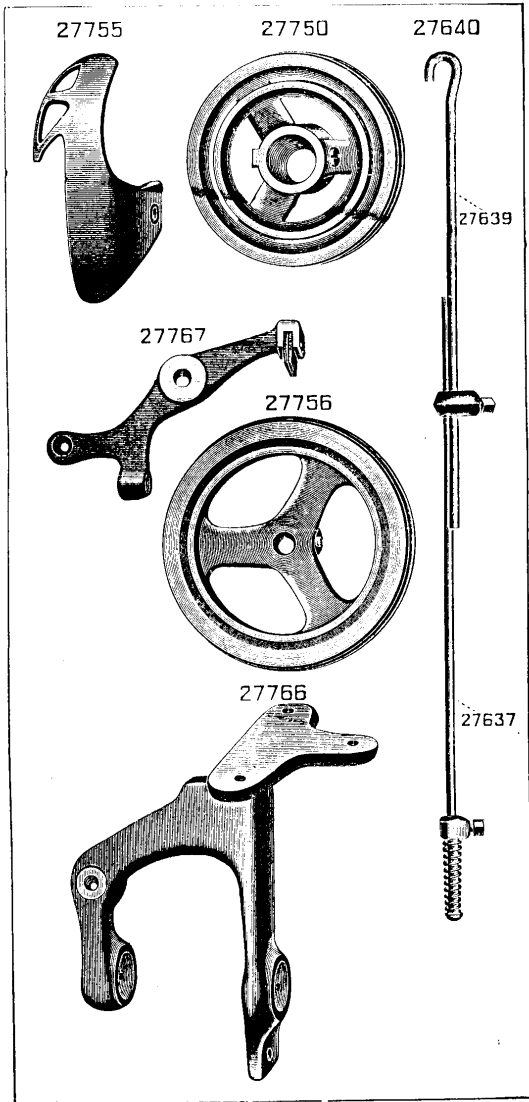


PLATE 2641—FULL SIZE

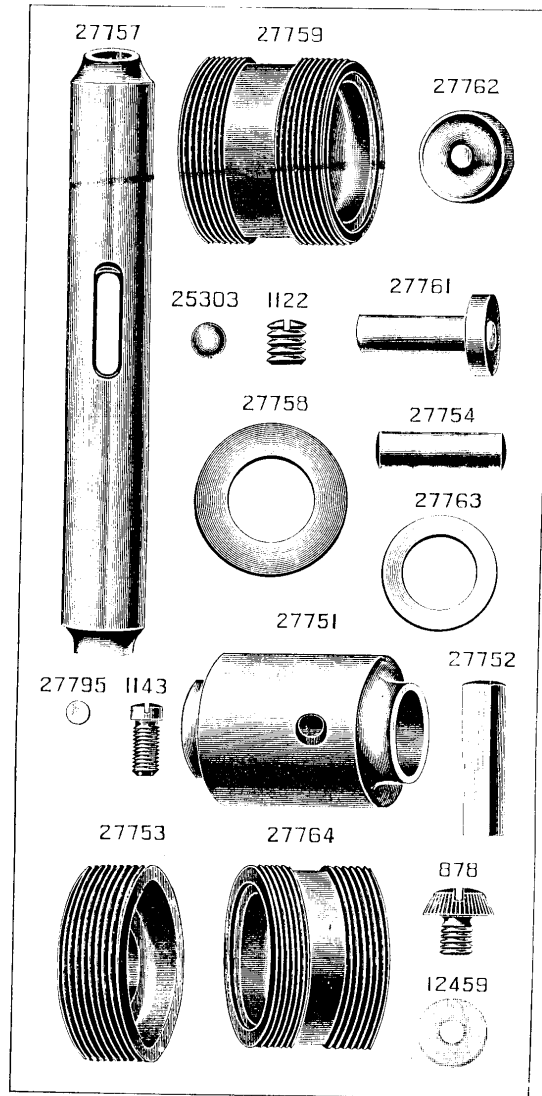


PLATE 2642—FULL SIZE




PLATE 2828—ONE-FOURTH SIZE

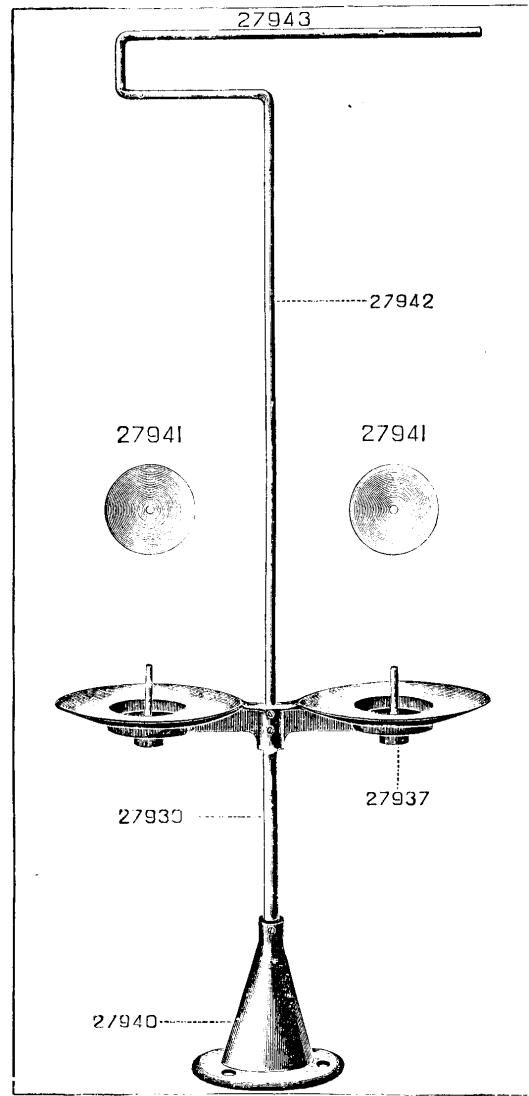


PLATE 2833—ONE-HALF SIZE

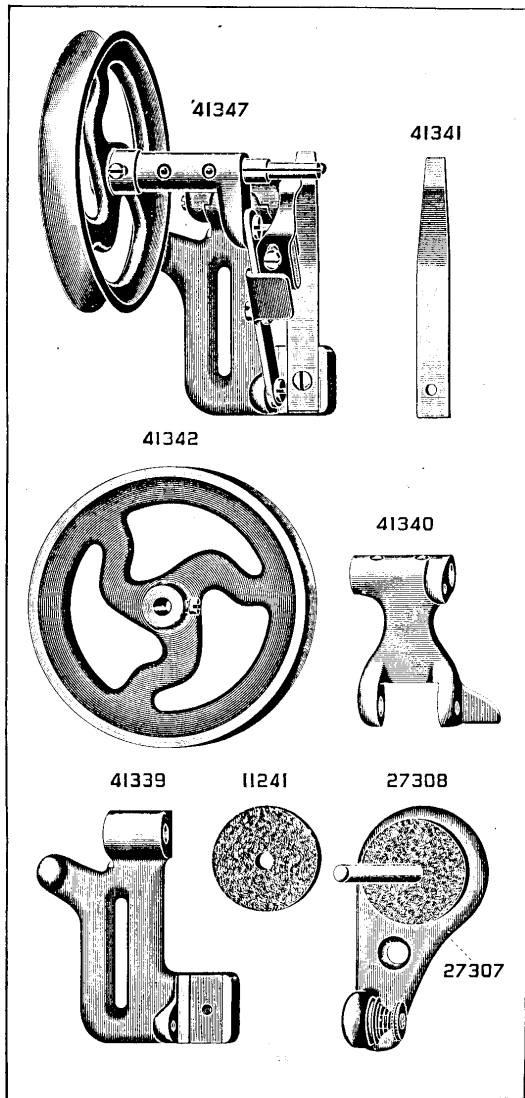


PLATE 2834—FULL SIZE

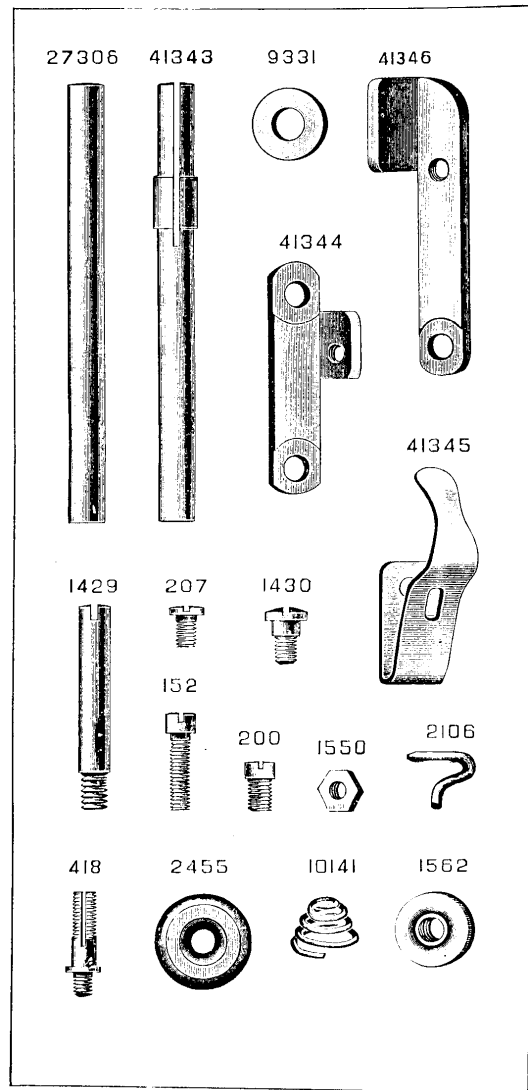


PLATE 5050—ONE-FOURTH SIZE

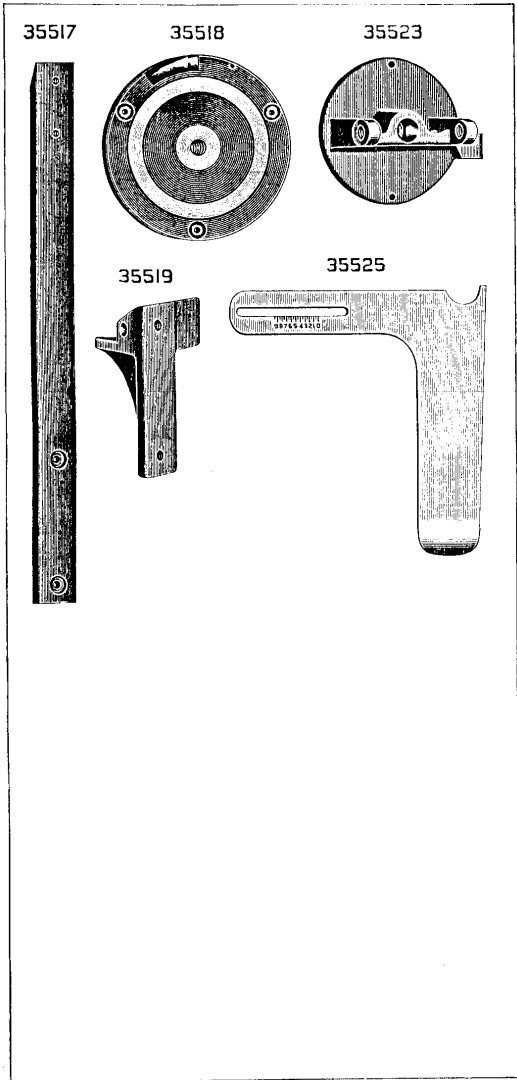


PLATE 5051—ONE-HALF SIZE




PLATE 5052—FULL SIZE

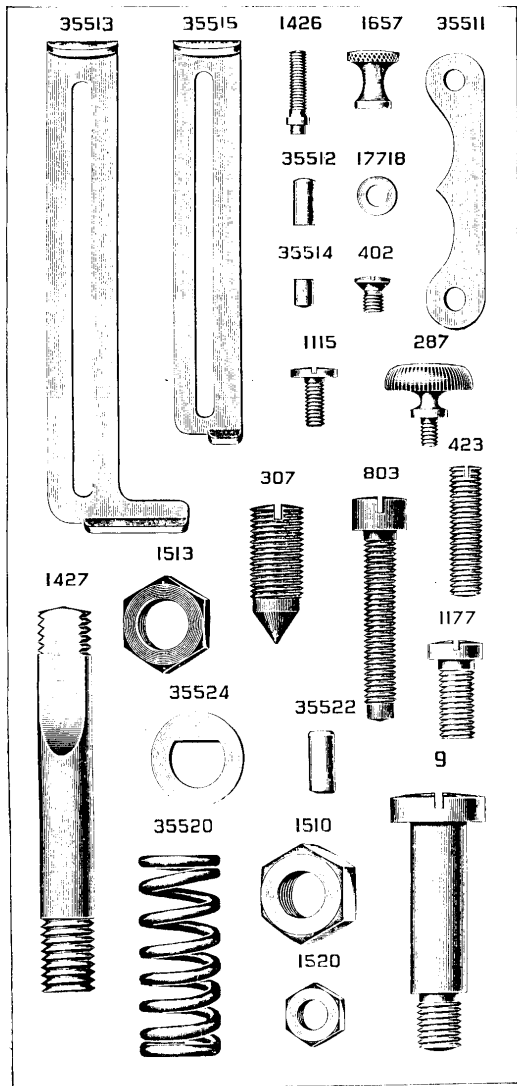


PLATE 5053—FULL SIZE

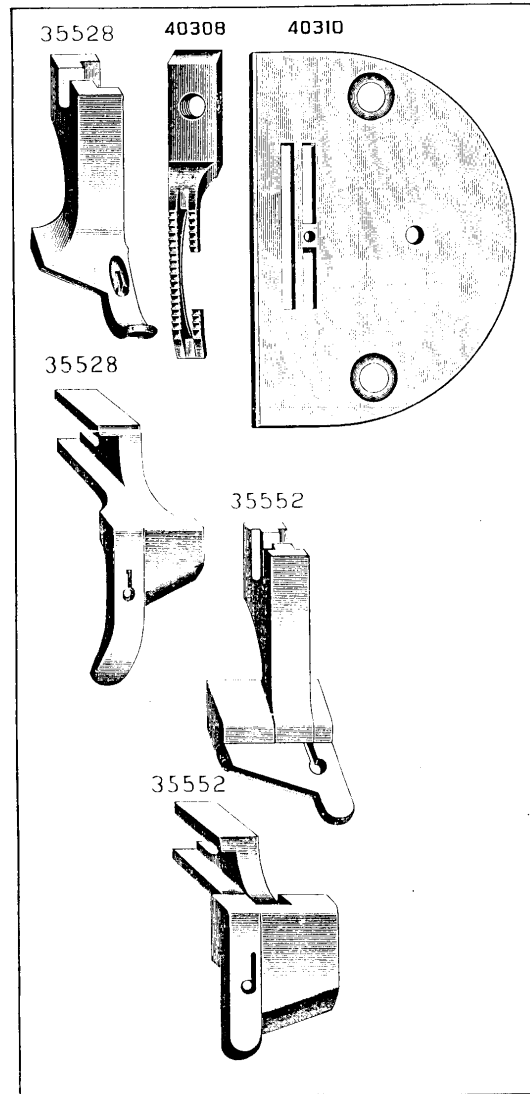


PLATE 5054—FULL SIZE

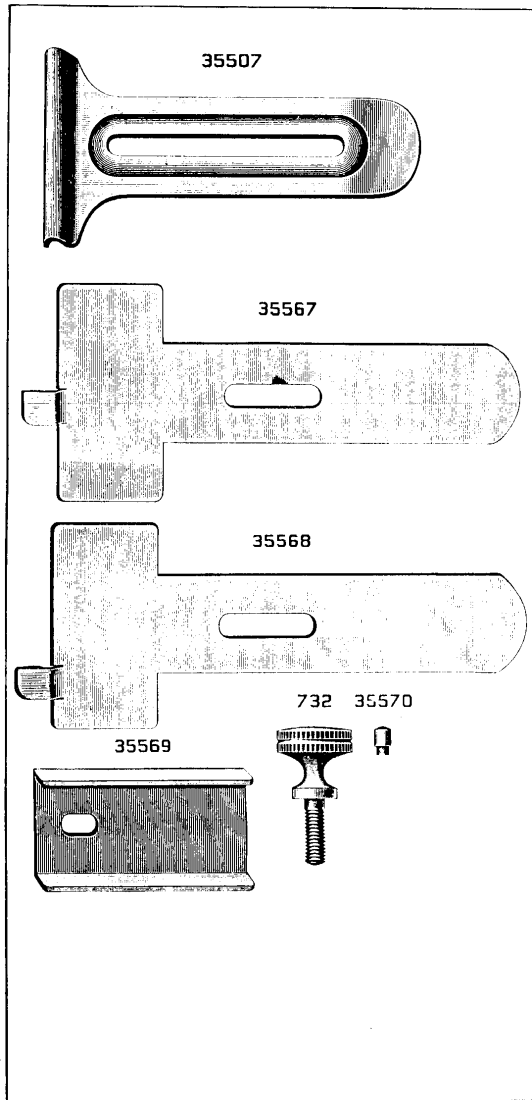


PLATE 5055—FULL SIZE

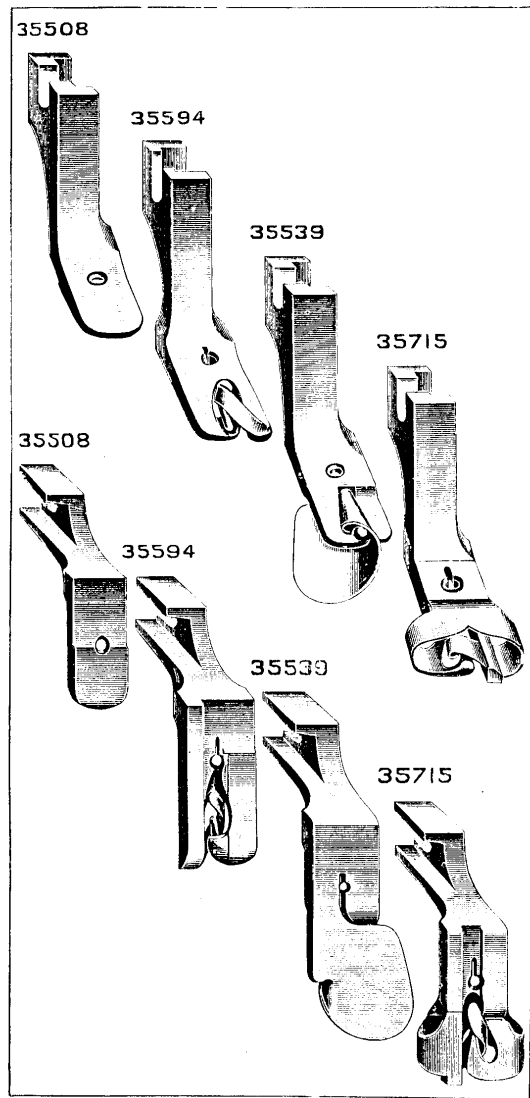


PLATE 5056—FULL SIZE

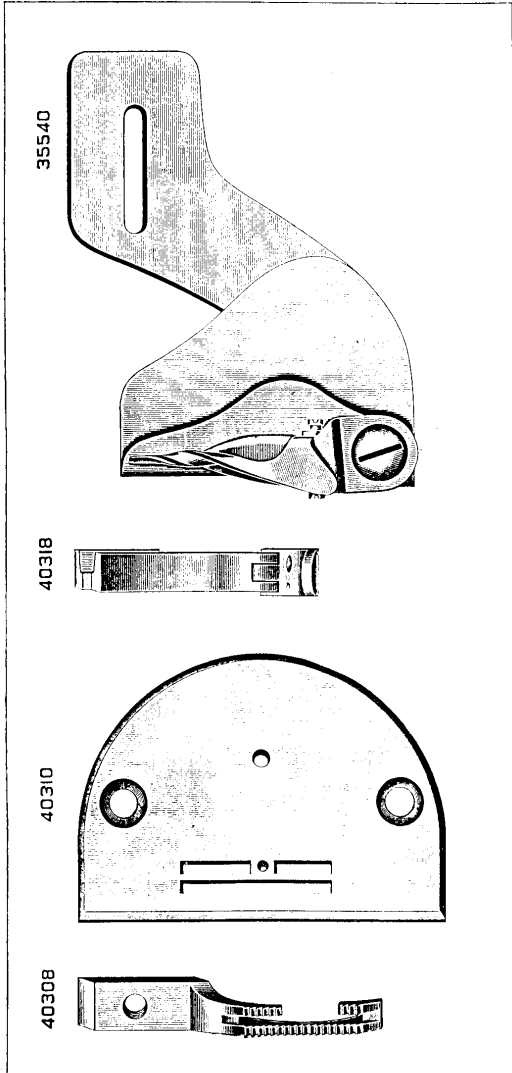


PLATE 5057—FULL SIZE

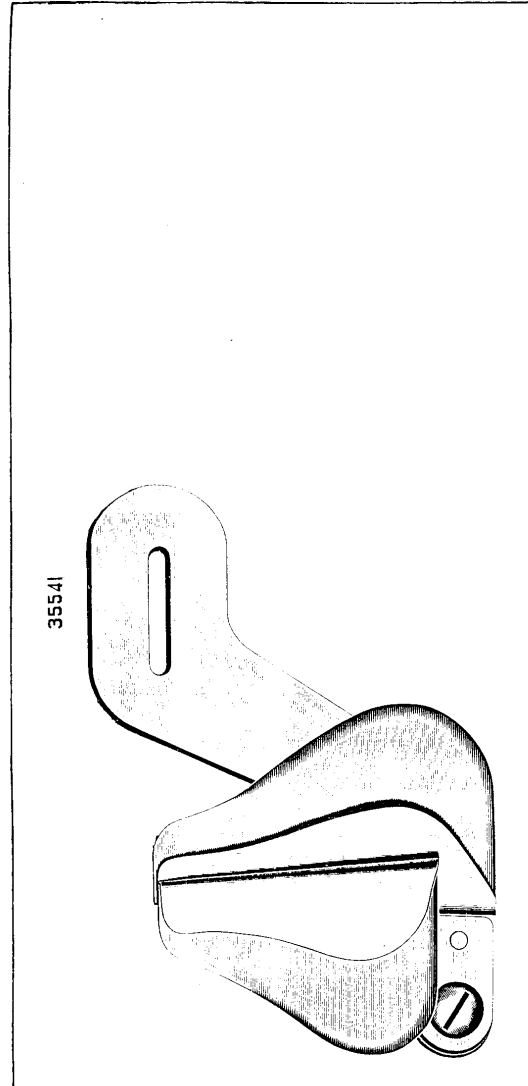


PLATE 5058—FULL SIZE

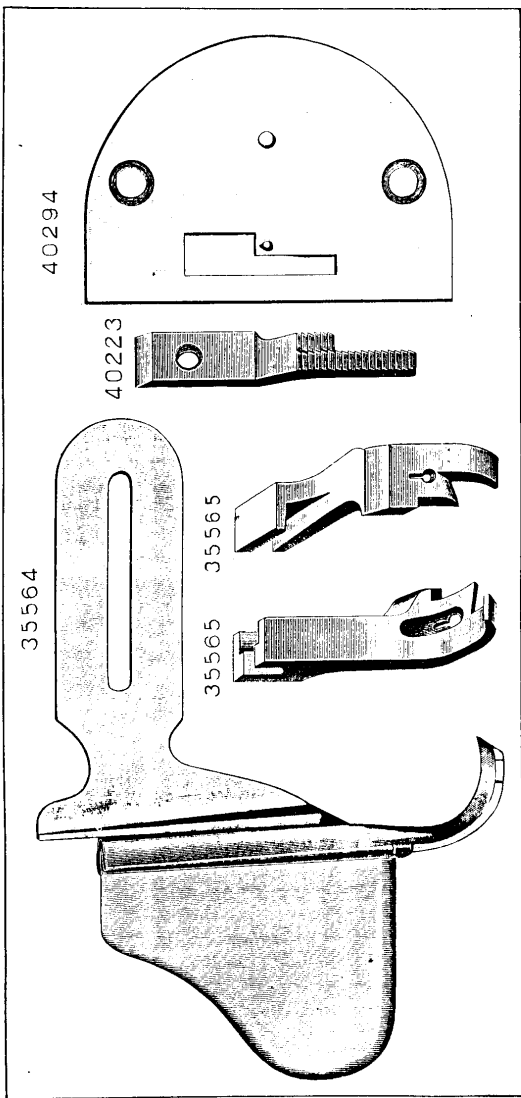


PLATE 5059—FULL SIZE

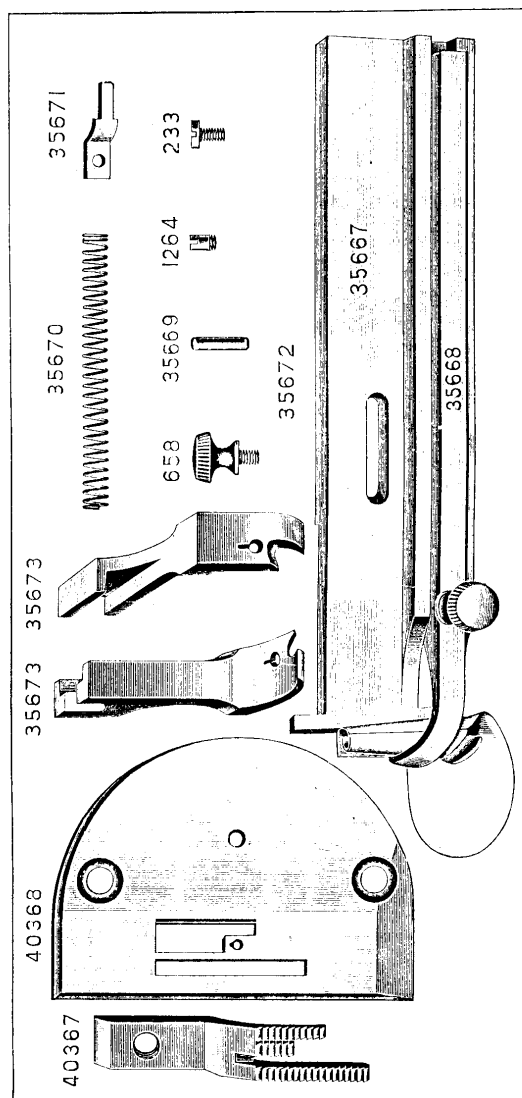


PLATE 5068—ONE-HALF SIZE

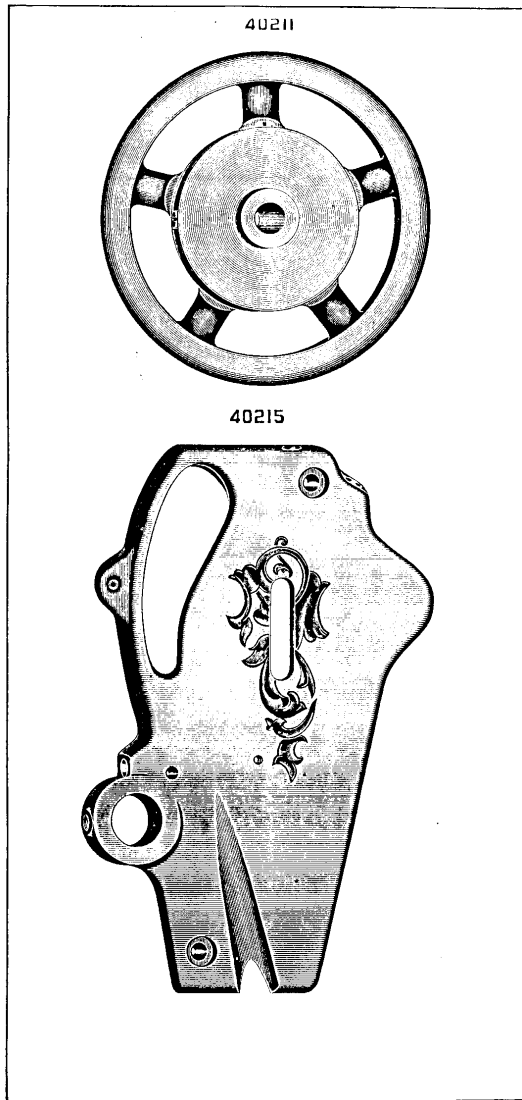


PLATE 5069—ONE-HALF SIZE

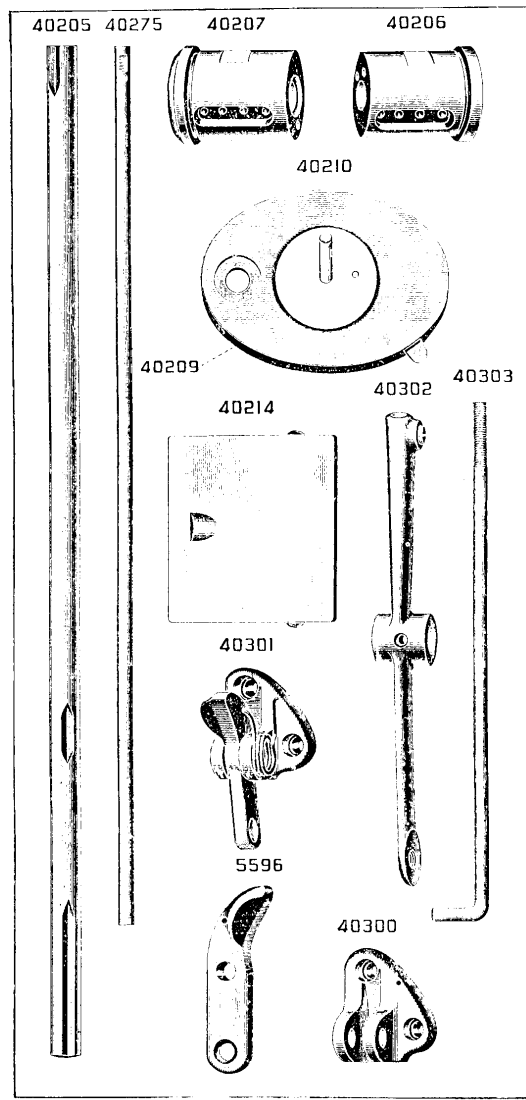


PLATE 5070—ONE-HALF SIZE

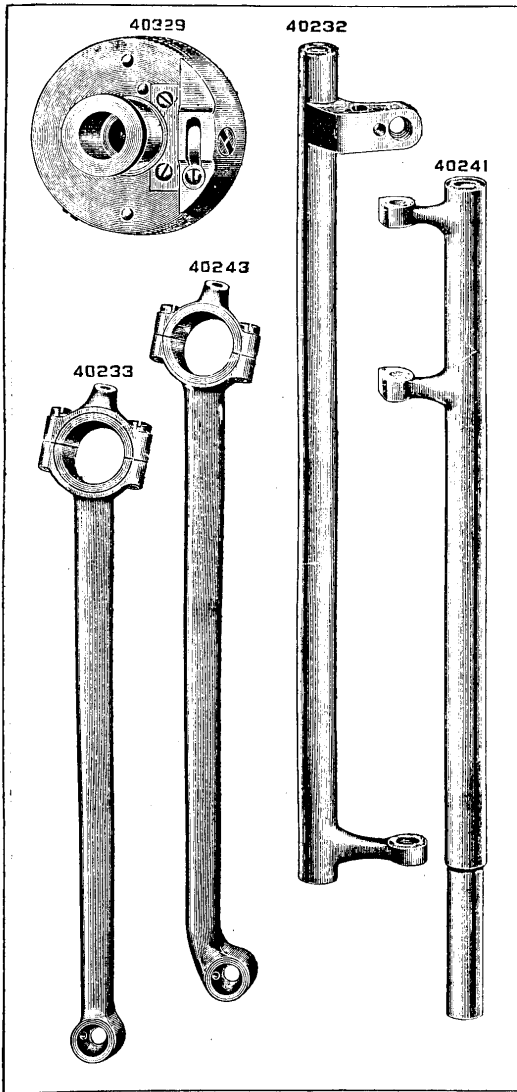


PLATE 5071—FULL SIZE

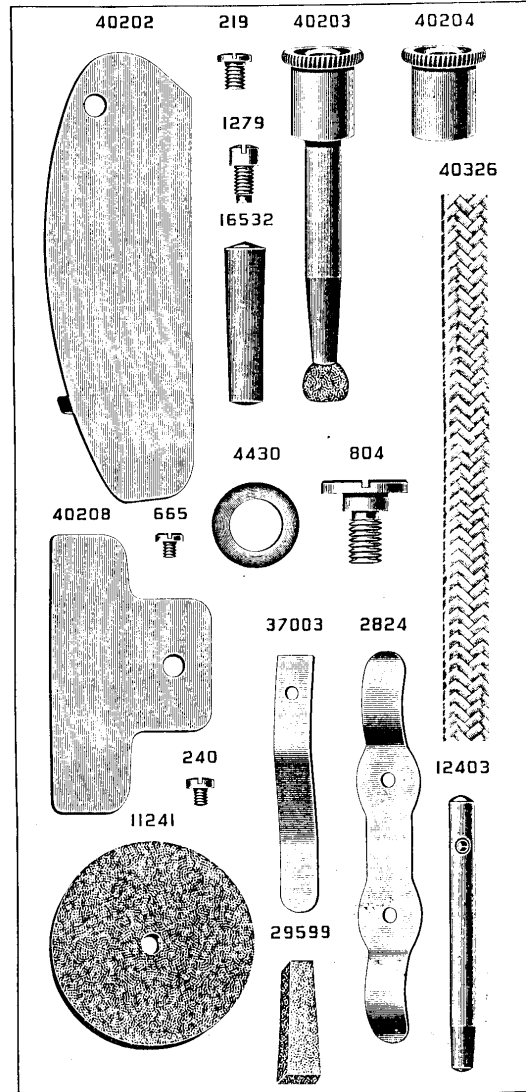


PLATE 5072—FULL SIZE




PLATE 5073—FULL SIZE




PLATE 5074—FULL SIZE

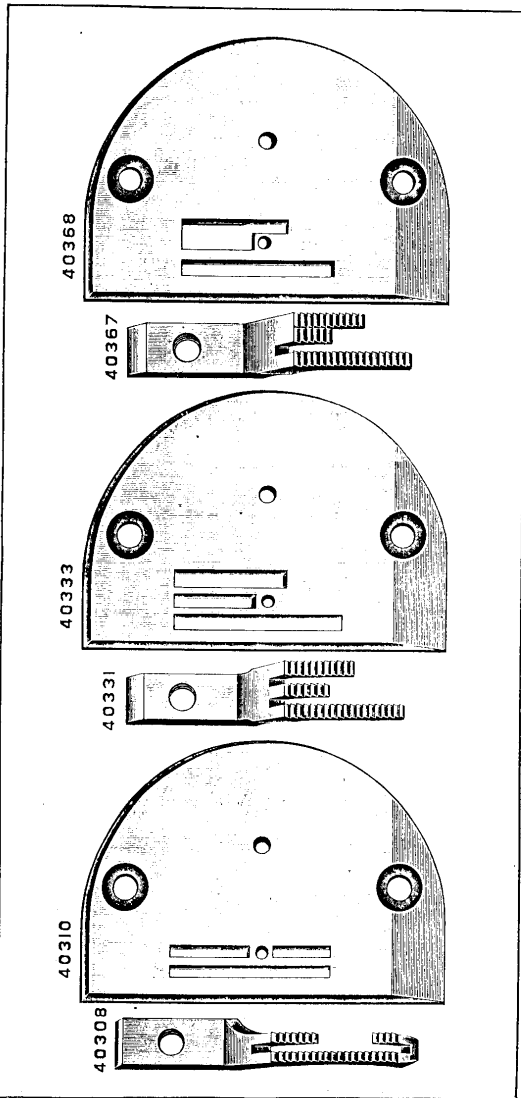


PLATE 5075—FULL SIZE

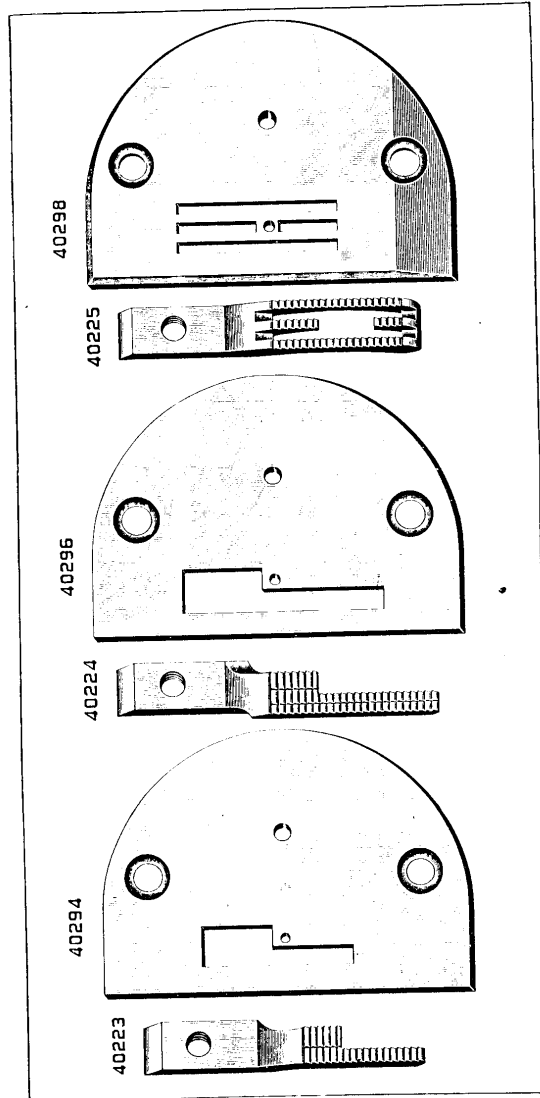


PLATE 5076—FULL SIZE

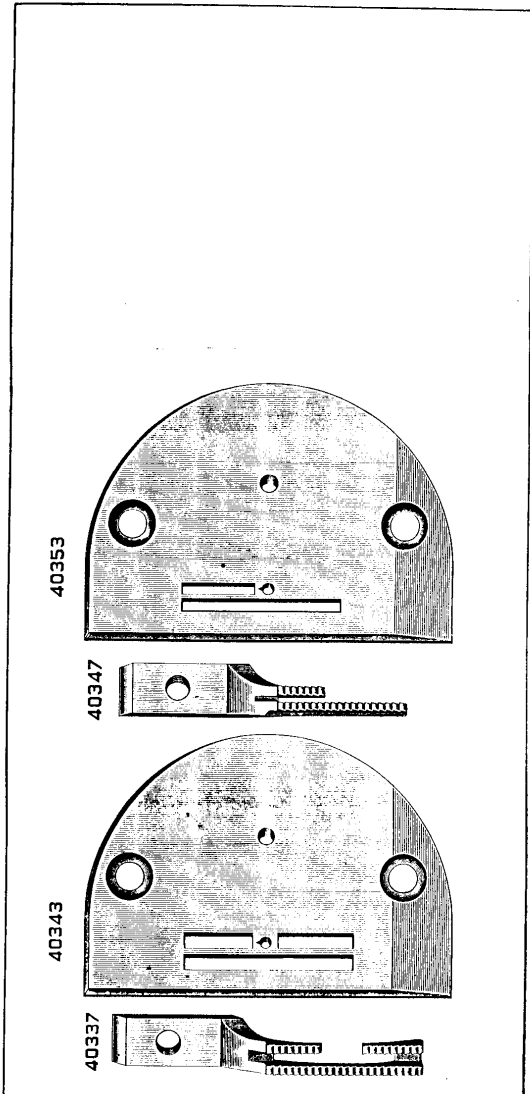


PLATE 5083—FULL SIZE

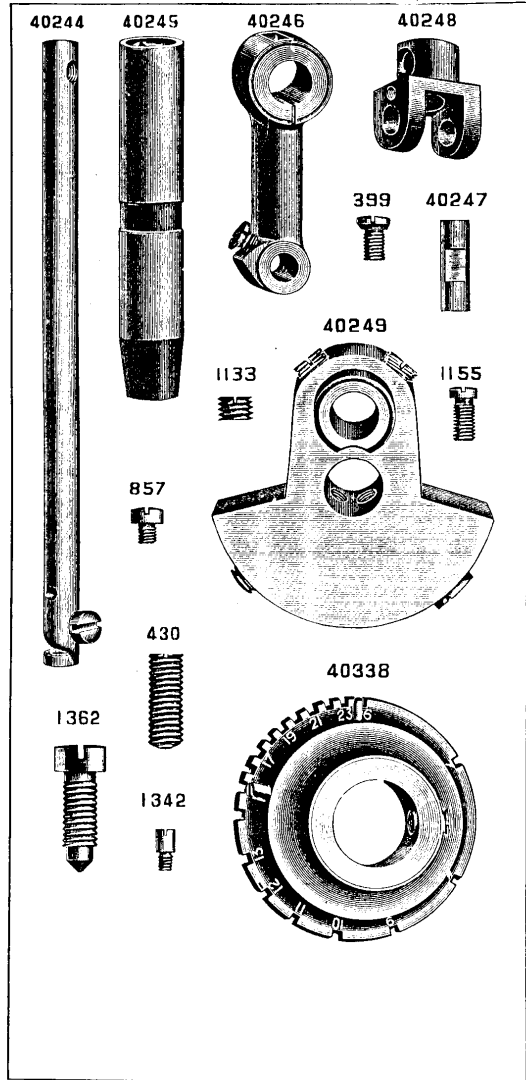


PLATE 5084—FULL SIZE

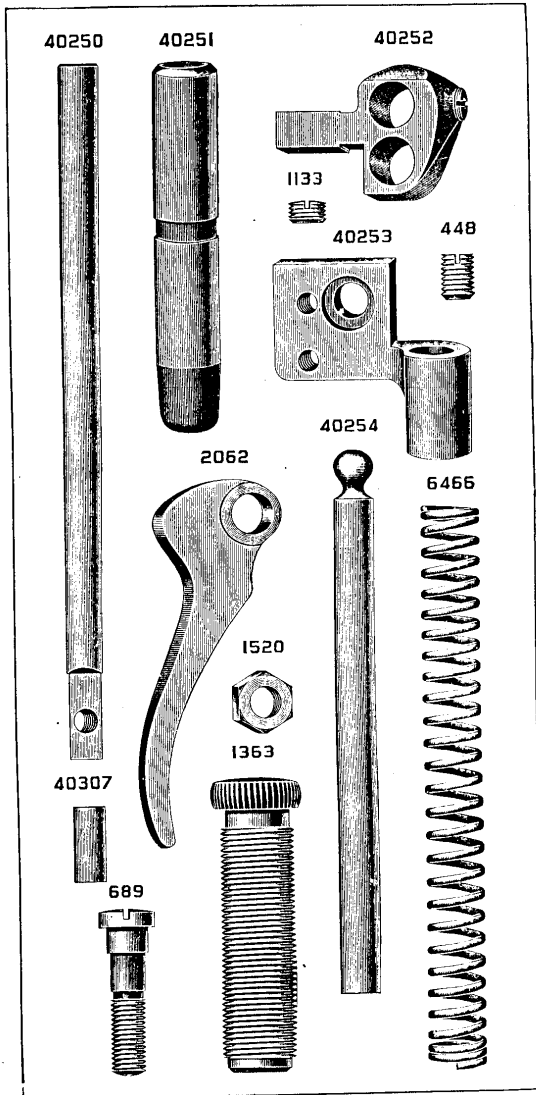


PLATE 5085—FULL SIZE

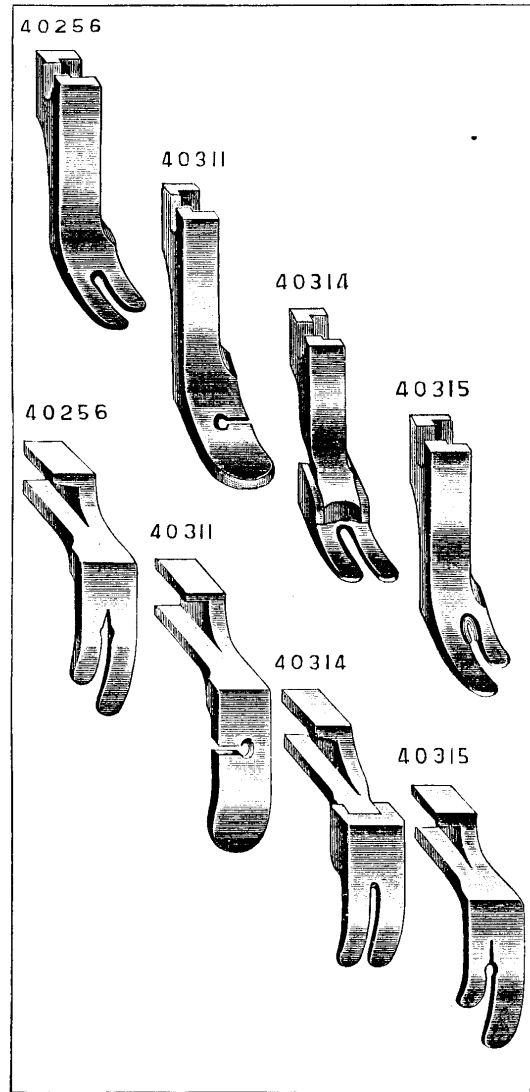


PLATE 5086—FULL SIZE

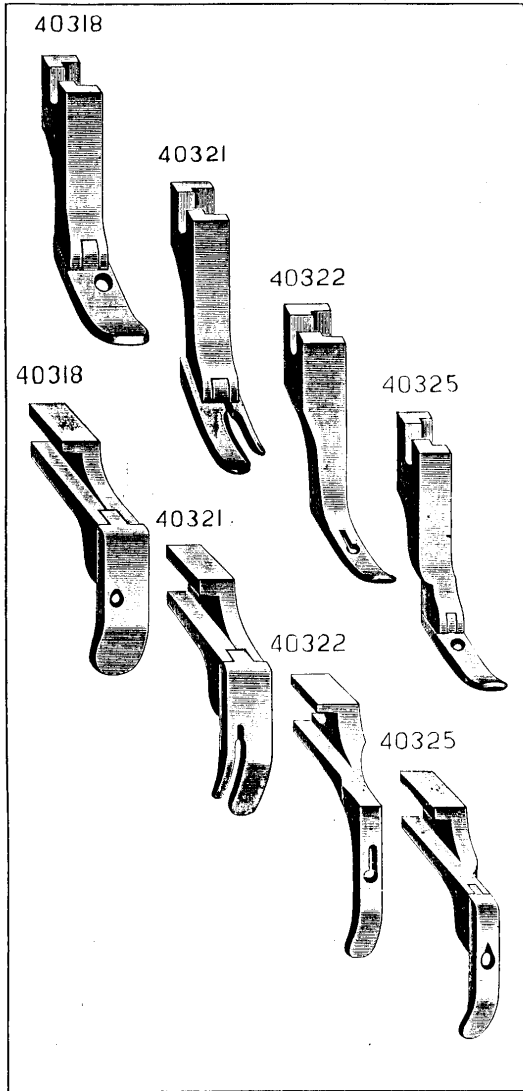


PLATE 5087—FULL SIZE

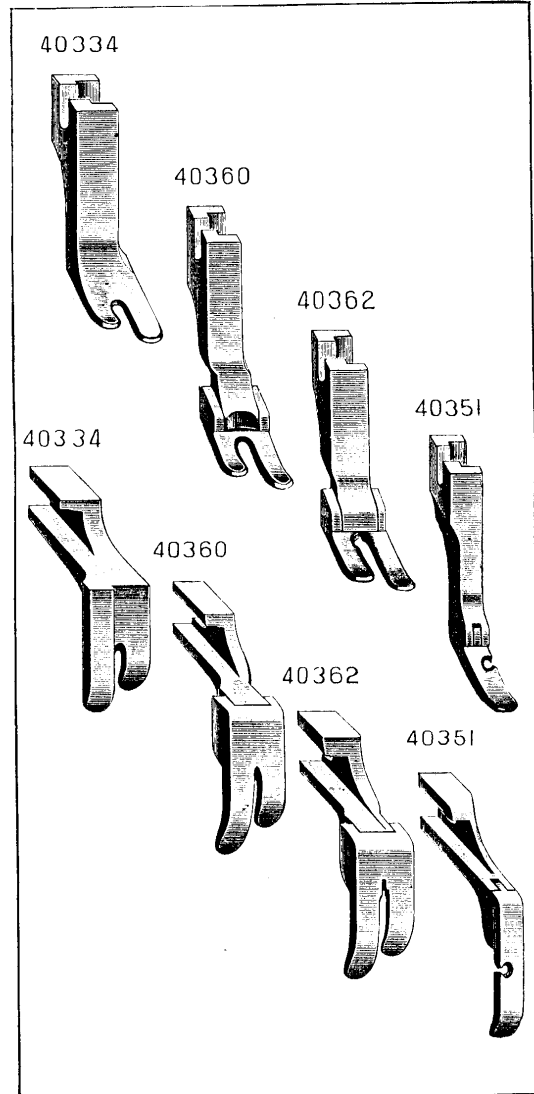


PLATE 5088—FULL SIZE

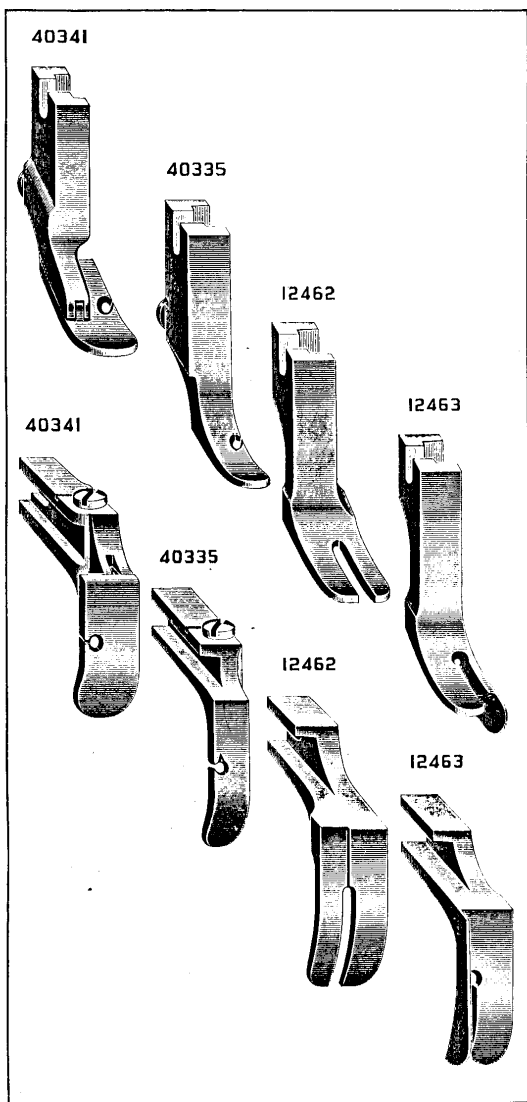


PLATE 5089—FULL SIZE

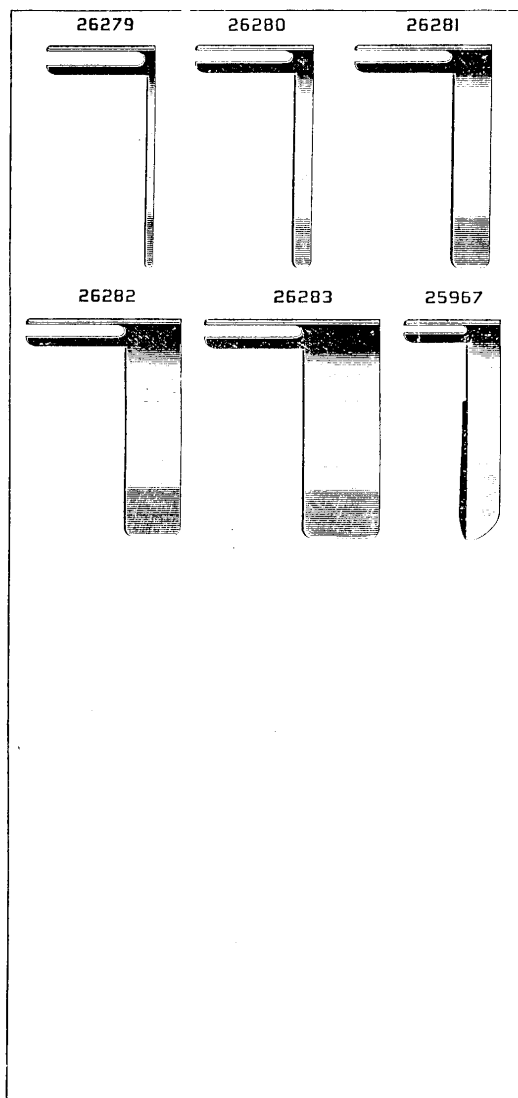


PLATE 5090—FULL SIZE

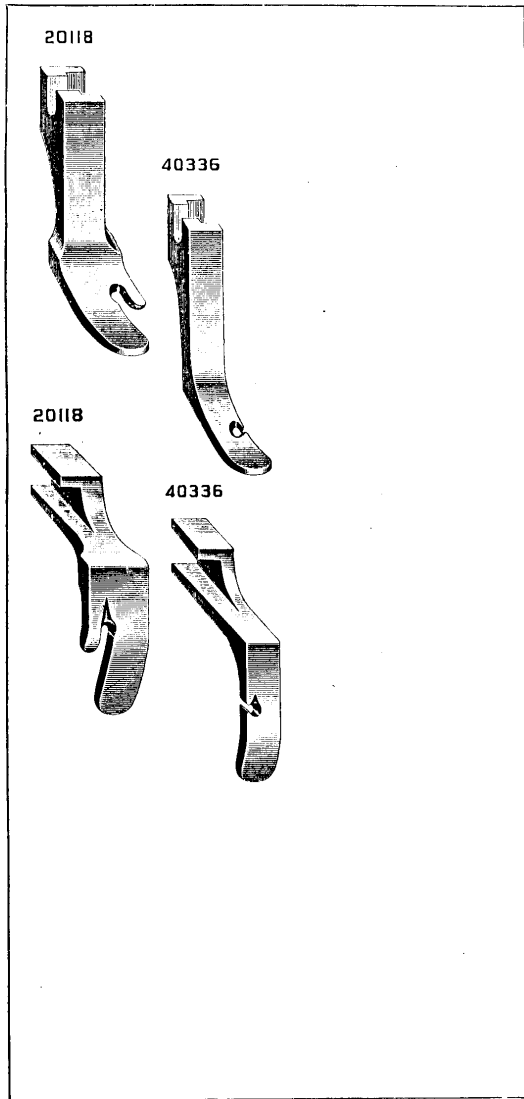


PLATE 5097—ONE-HALF SIZE




PLATE 5098—FULL SIZE

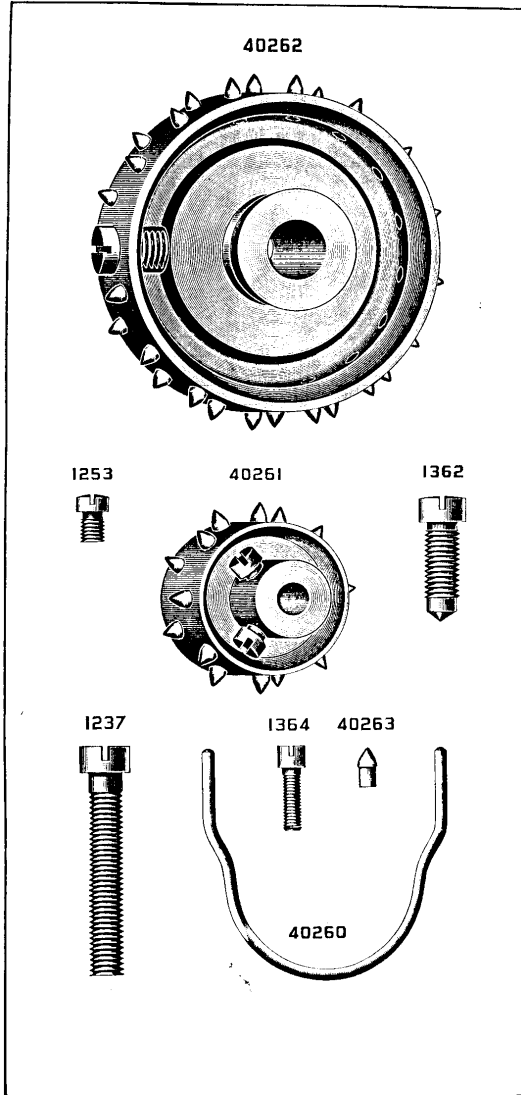


PLATE 5099—FULL SIZE

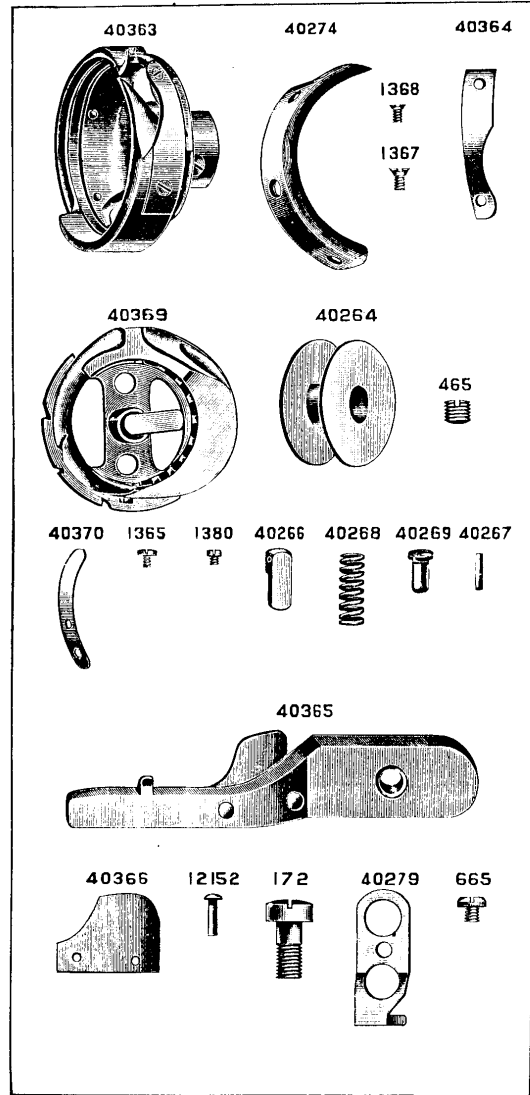


PLATE 5100—FULL SIZE

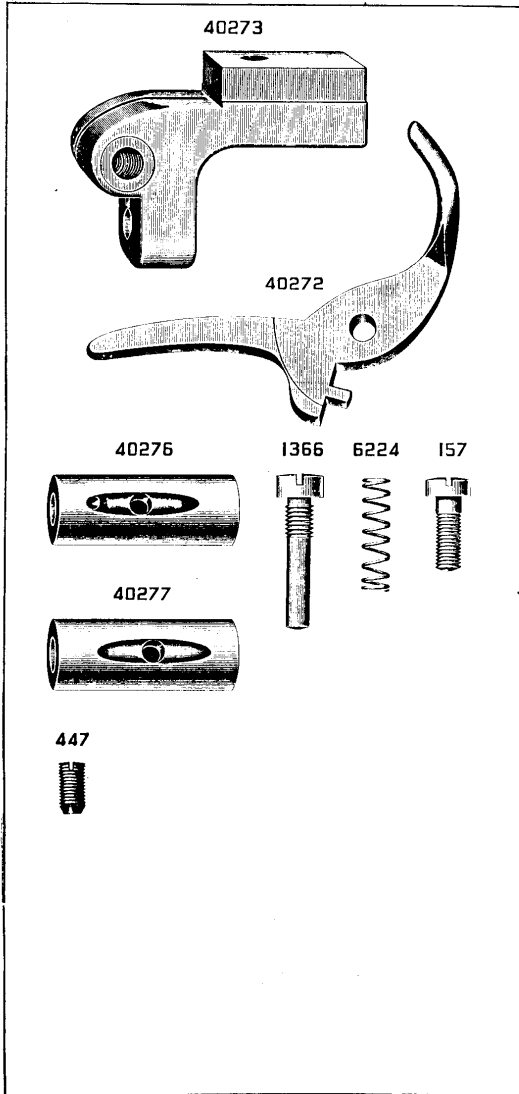


PLATE 5101—FULL SIZE

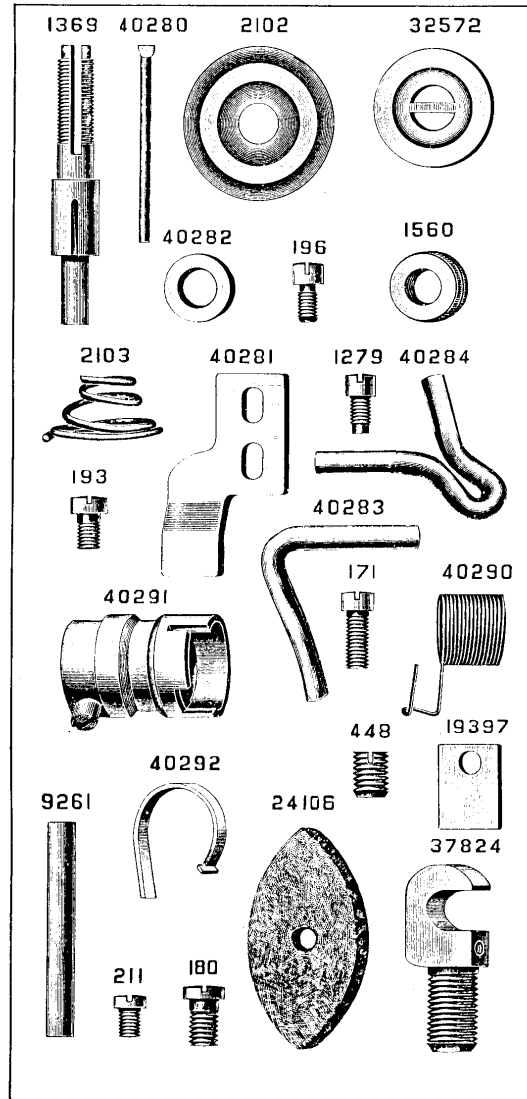


PLATE 5102—FULL SIZE

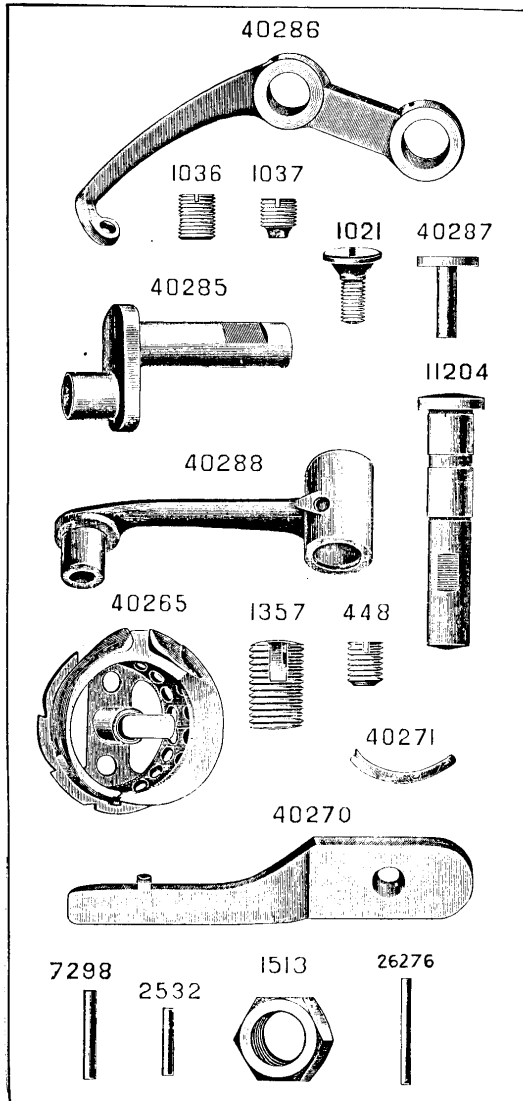


PLATE 5103—FULL SIZE

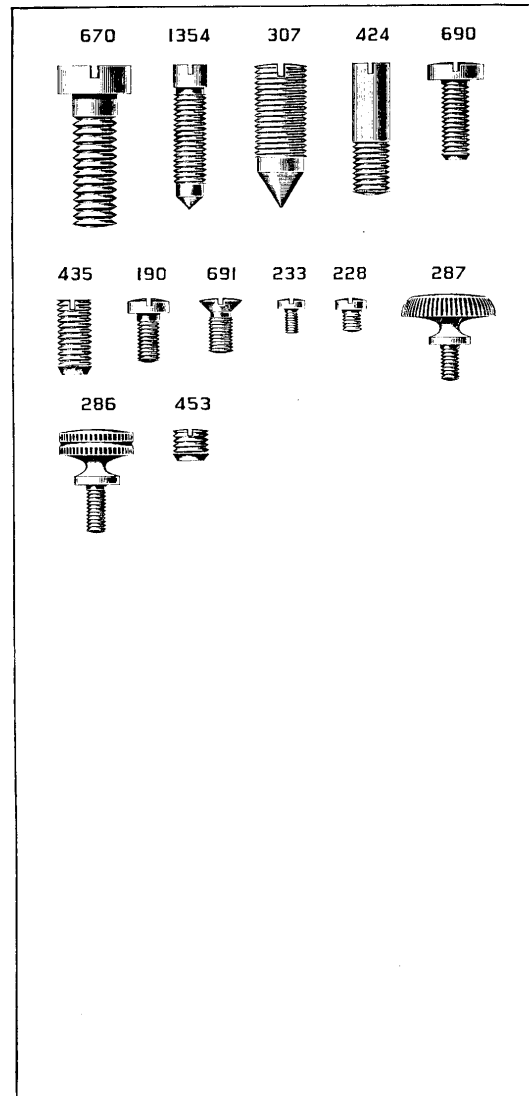


PLATE 5106—FULL SIZE




PLATE 5107—ONE-HALF SIZE

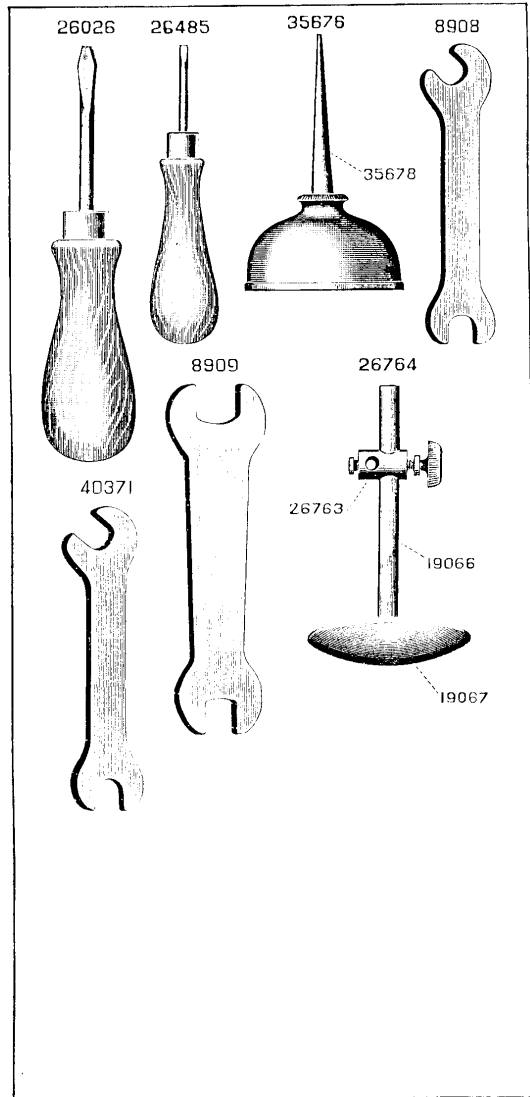


PLATE 5108—ONE-FOURTH SIZE

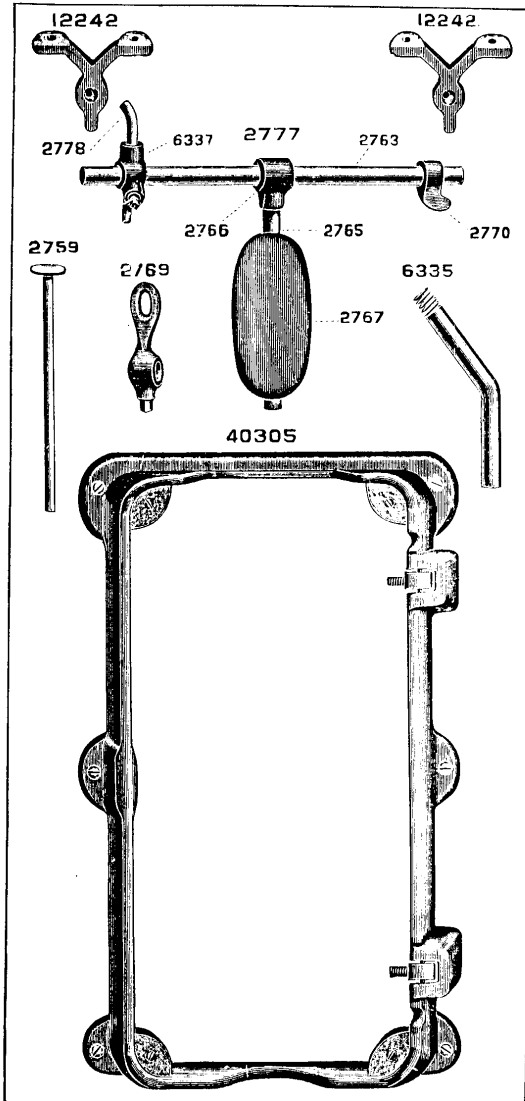


PLATE 5109—ONE-FOURTH SIZE

