

SINGER

**29K1 to K4, K10 to K18, K21 to
K23, K30 to K33**

Form K2369
Supersedes K1411
August, 1922.

ILLUSTRATED
LIST OF PARTS

FOR NOS.

29K1 to 29K4

29K10 to 29K18

29K21 to 29K23

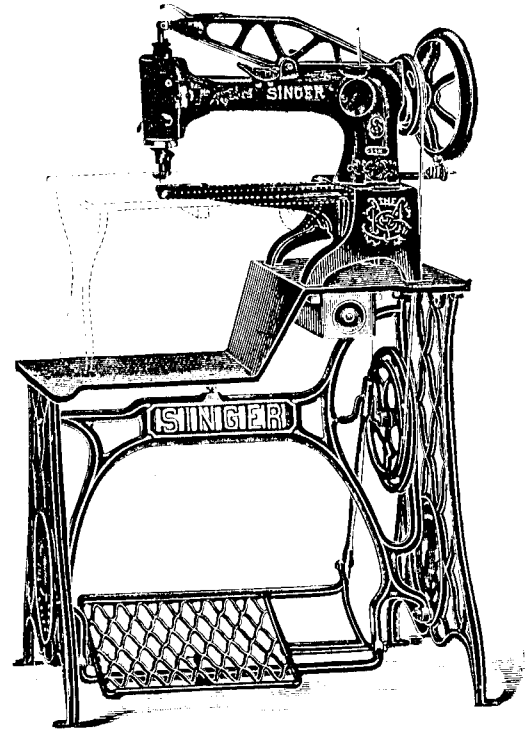
AND

29K30 to 29K33

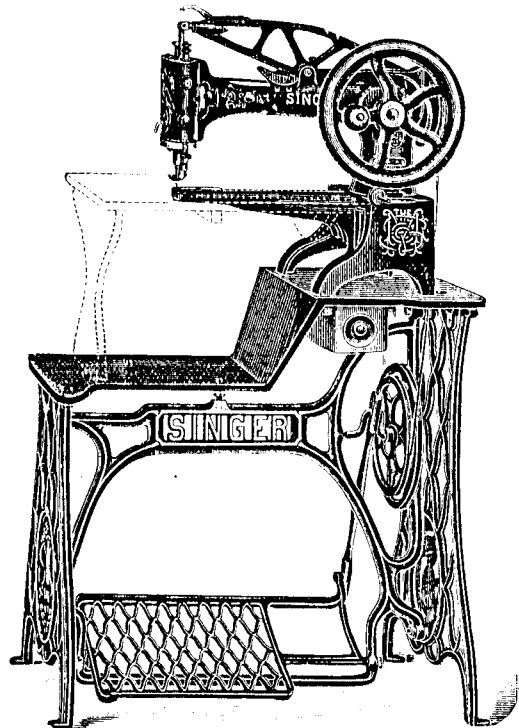
MACHINES.



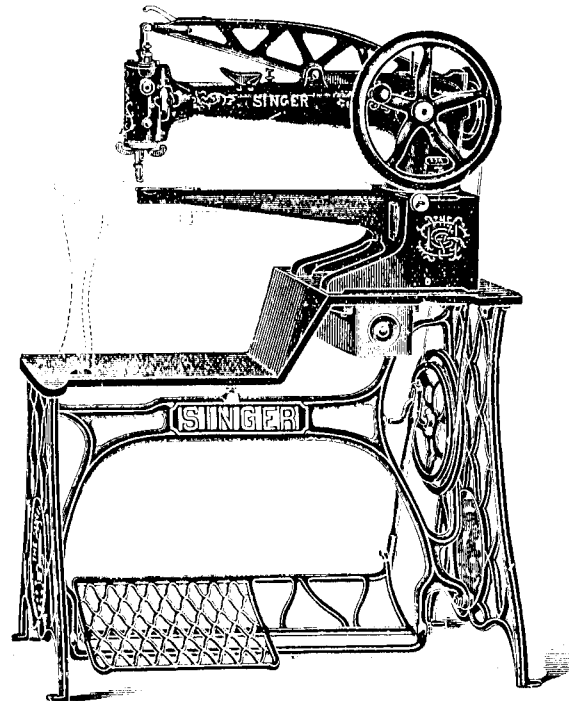
THE SINGER MANUFACTURING COMPANY.




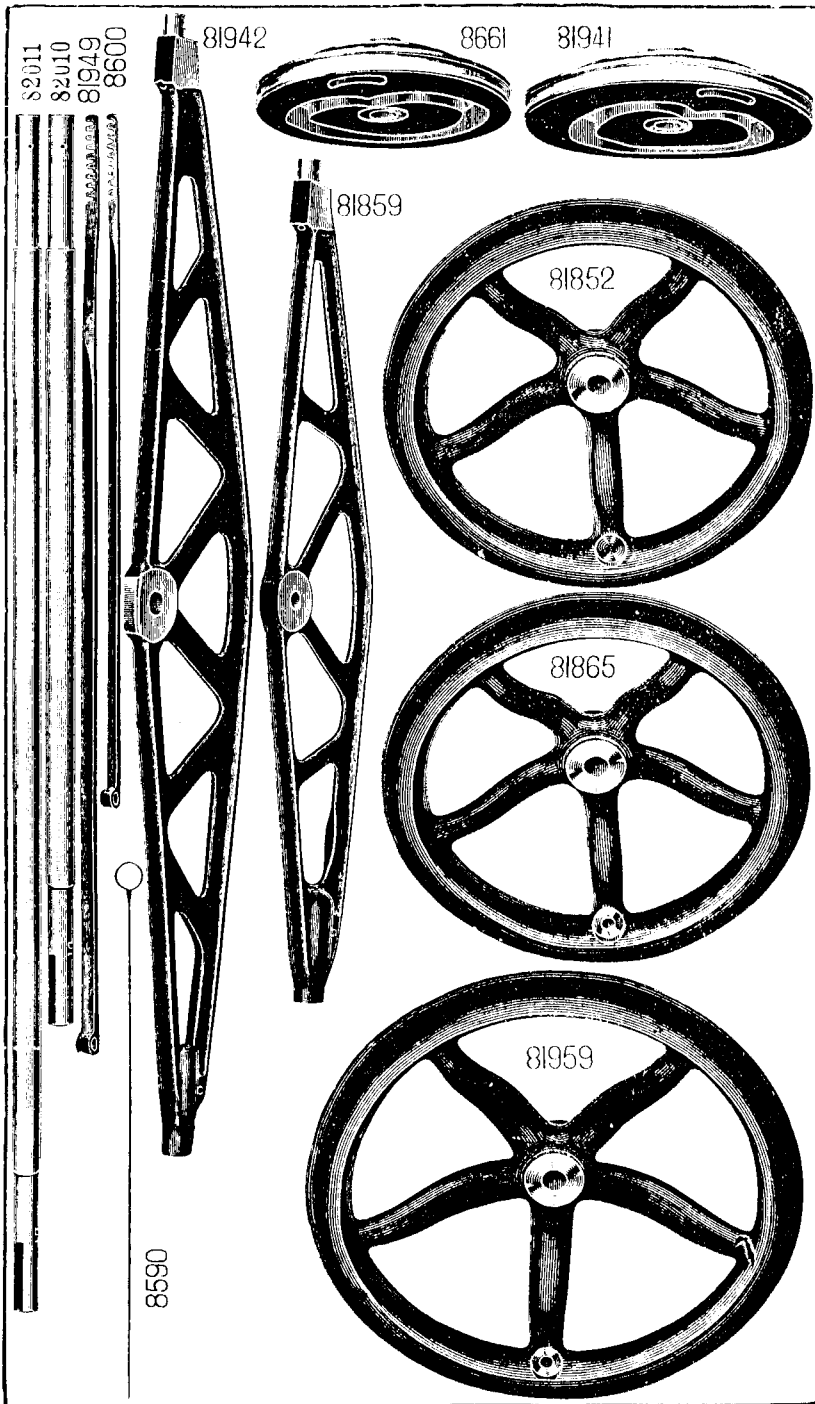
No. 29K1 MACHINE.

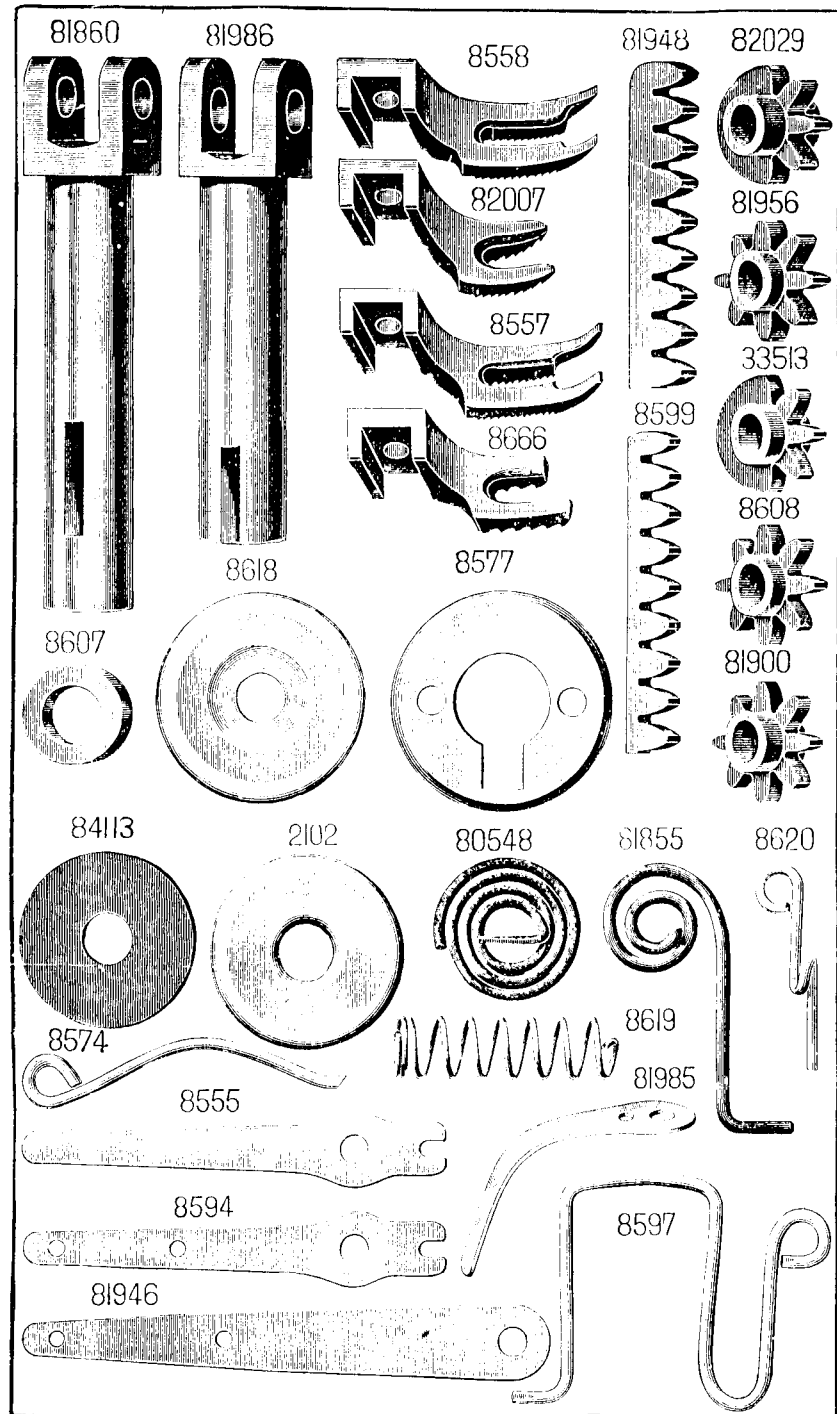
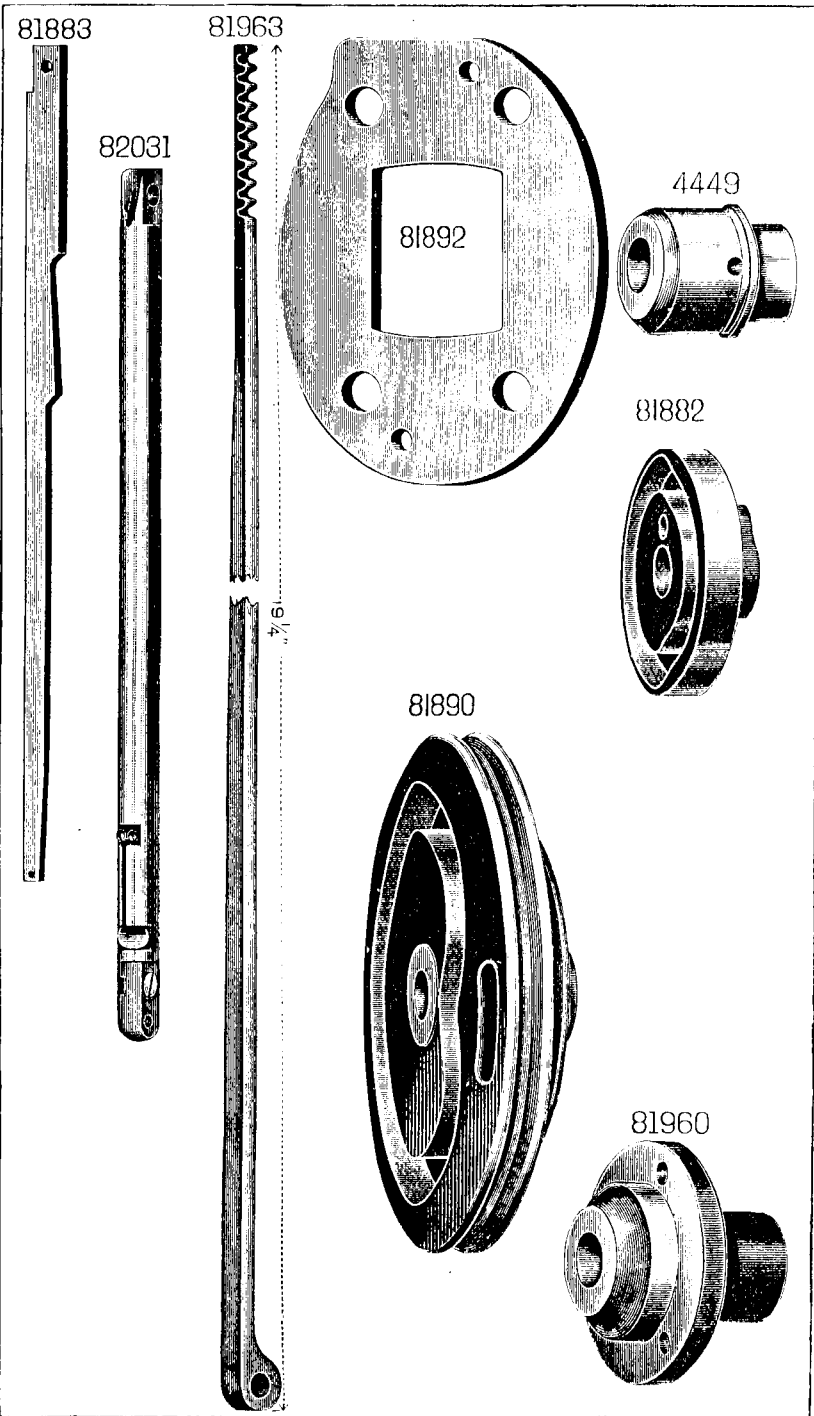


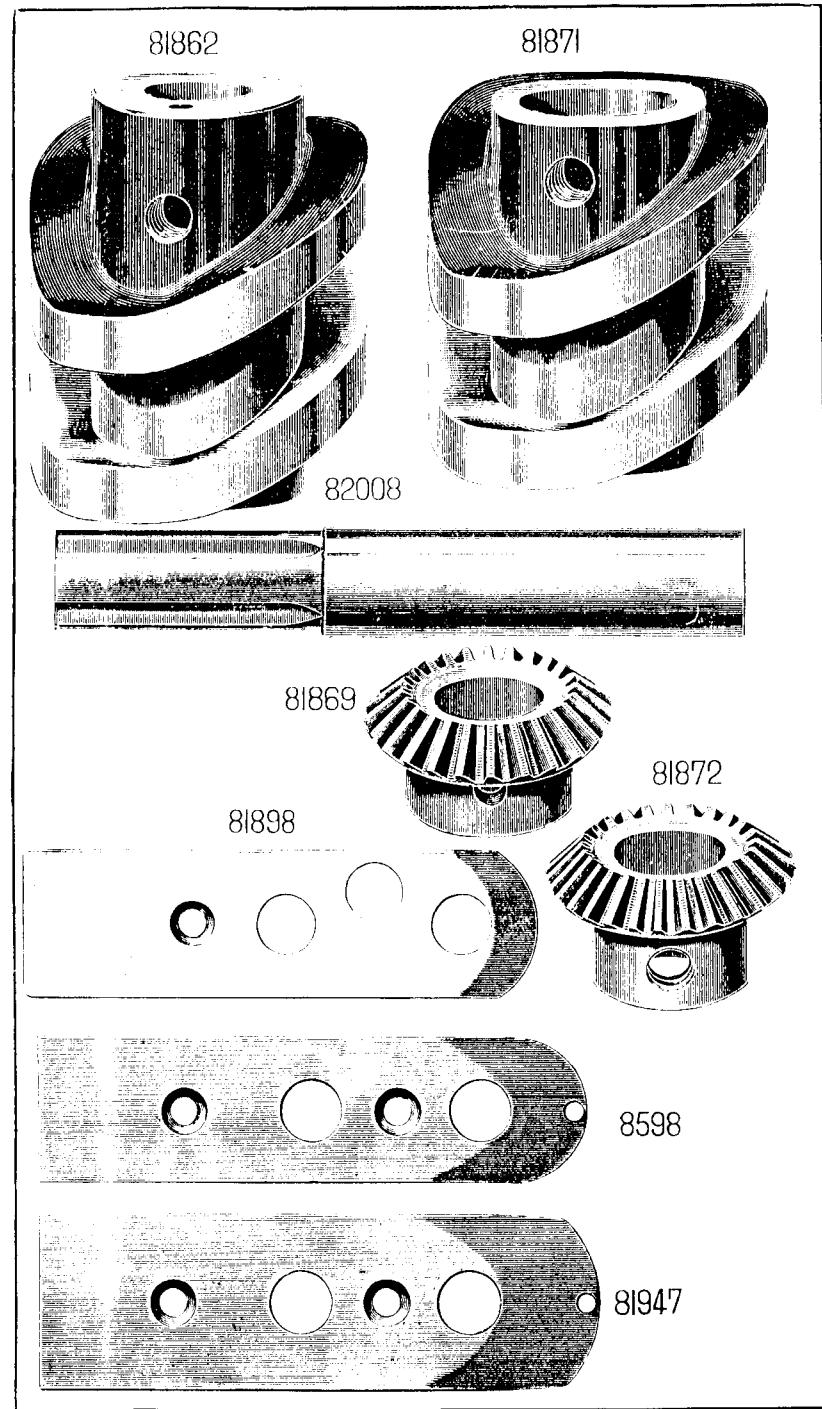
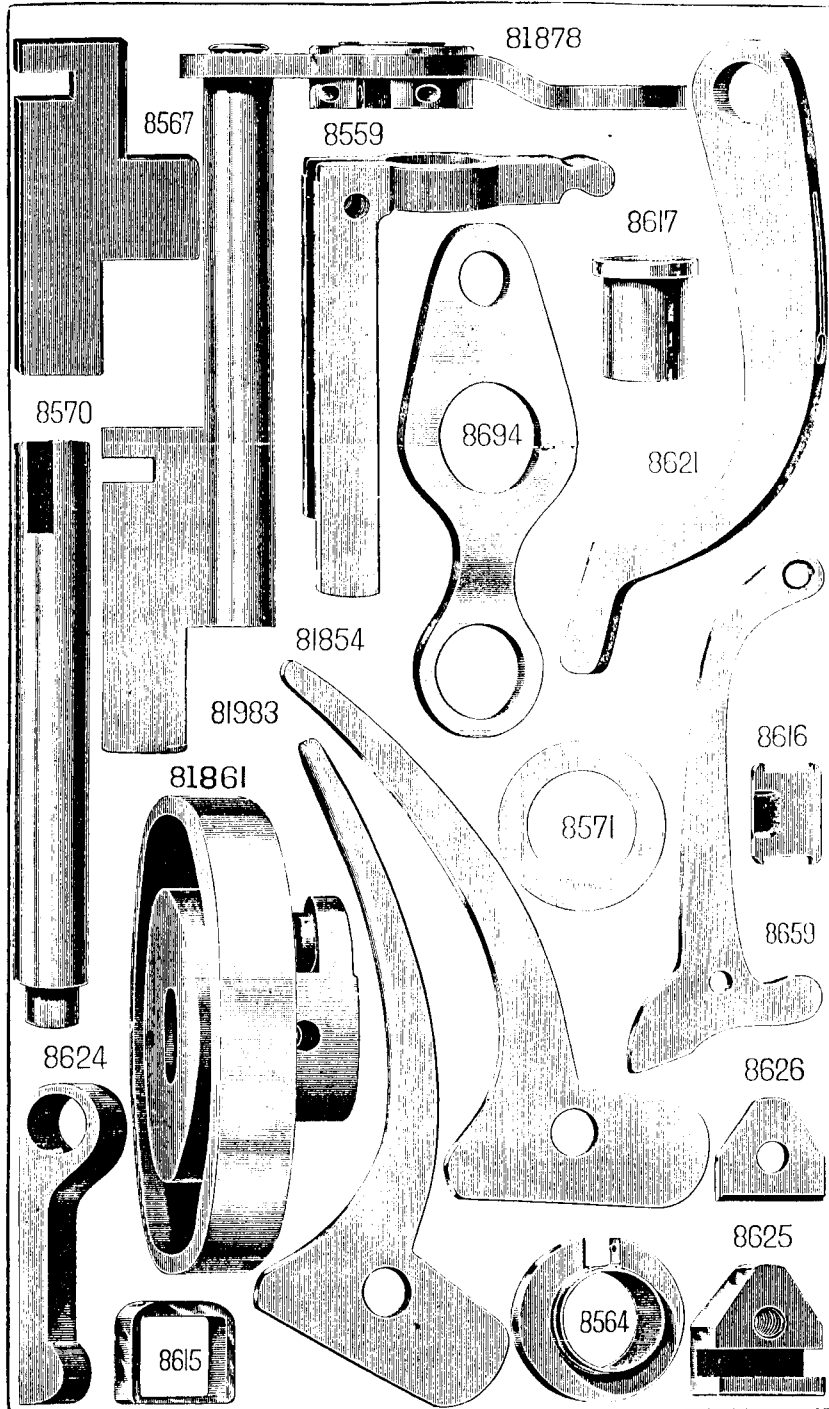
No. 29K2 MACHINE.

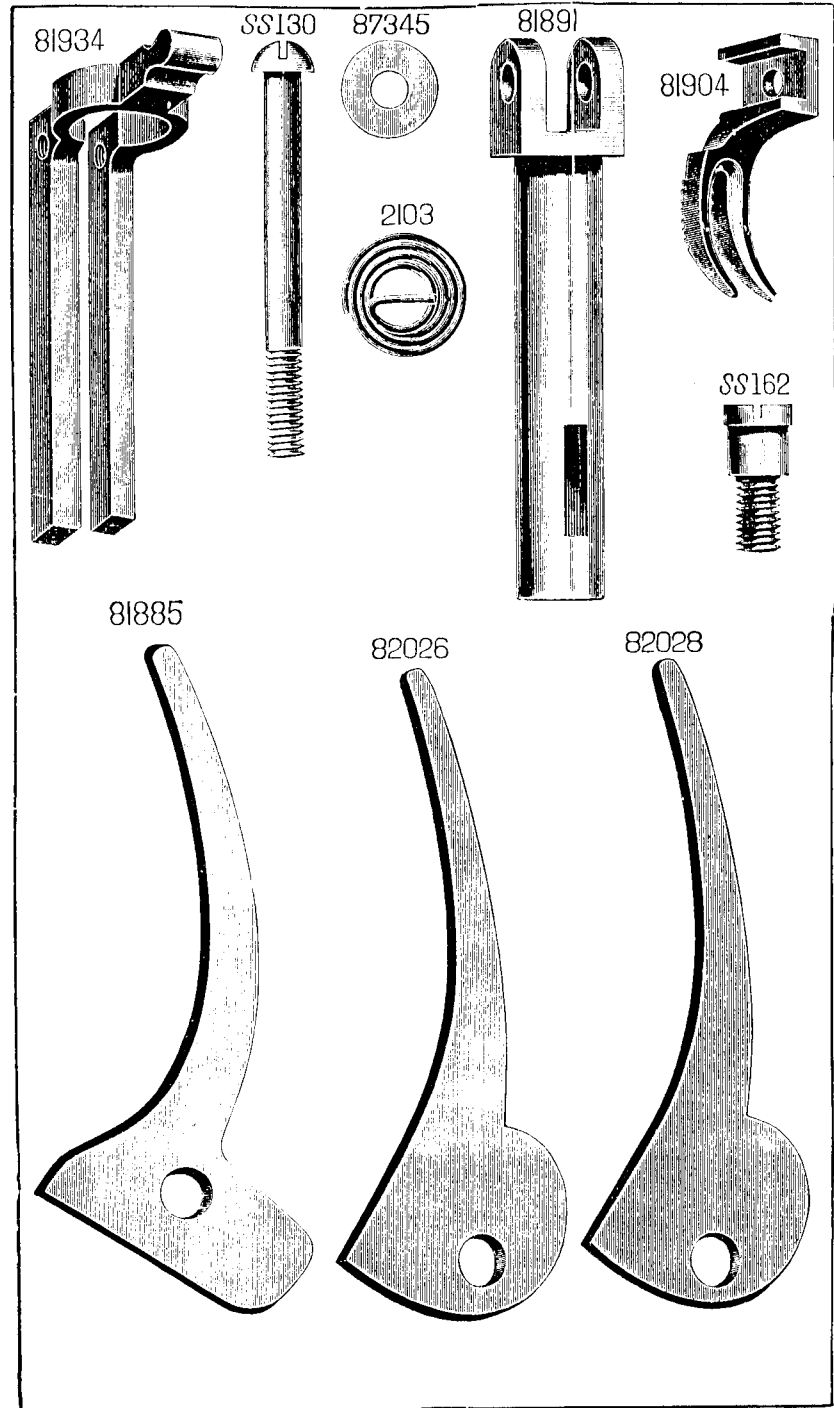
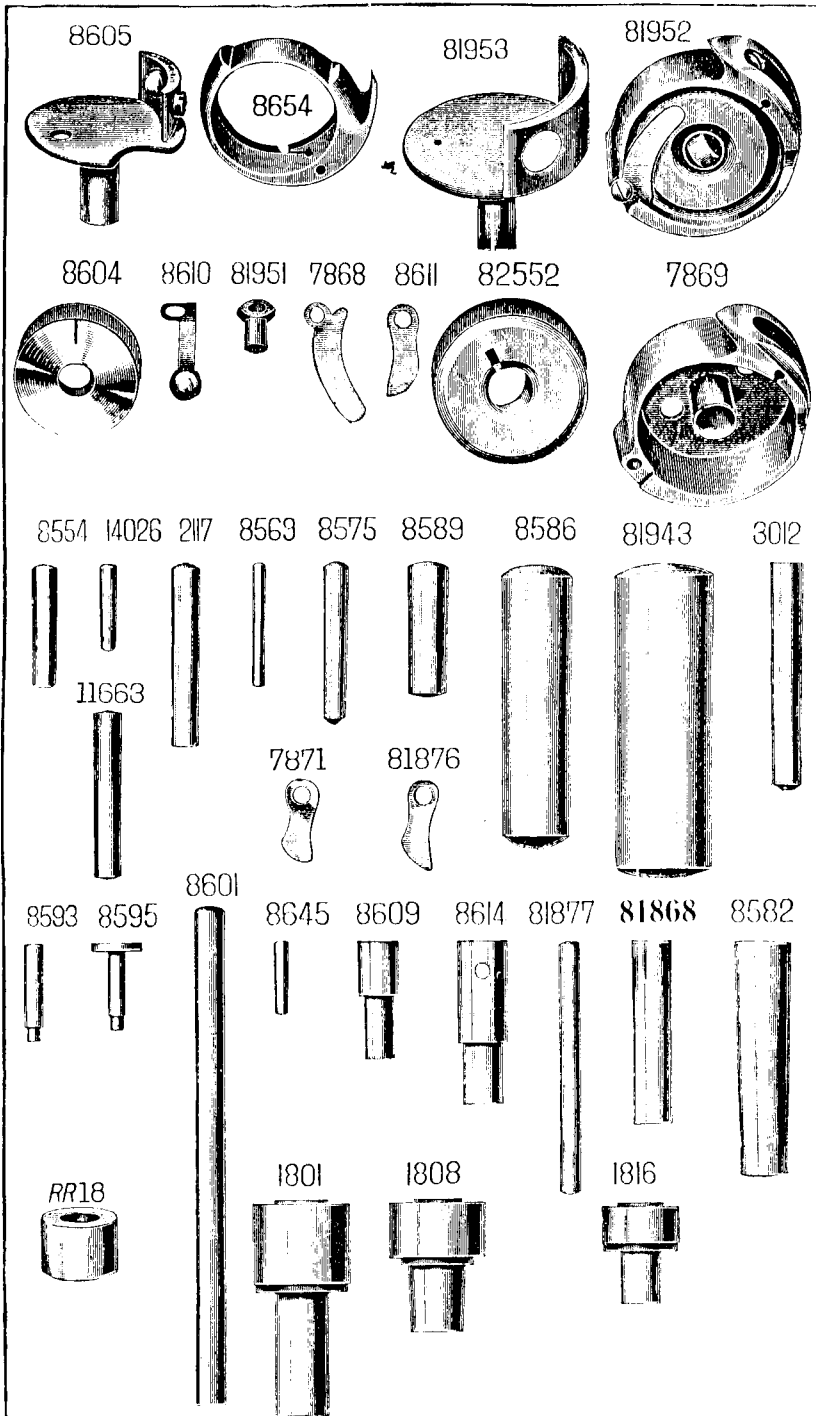


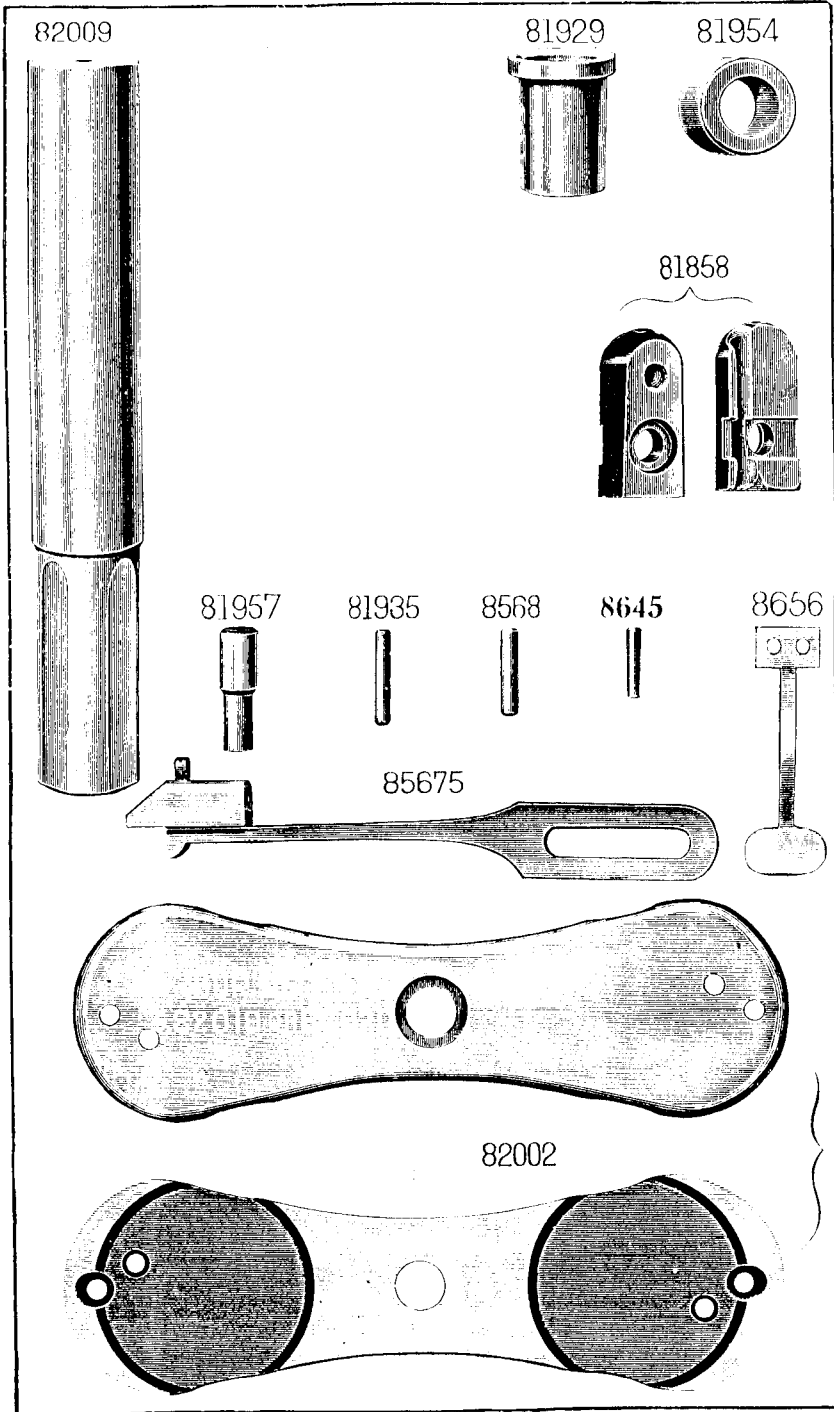

No. 29K31 MACHINE.














8591





81875





81901



81896




81879




81944

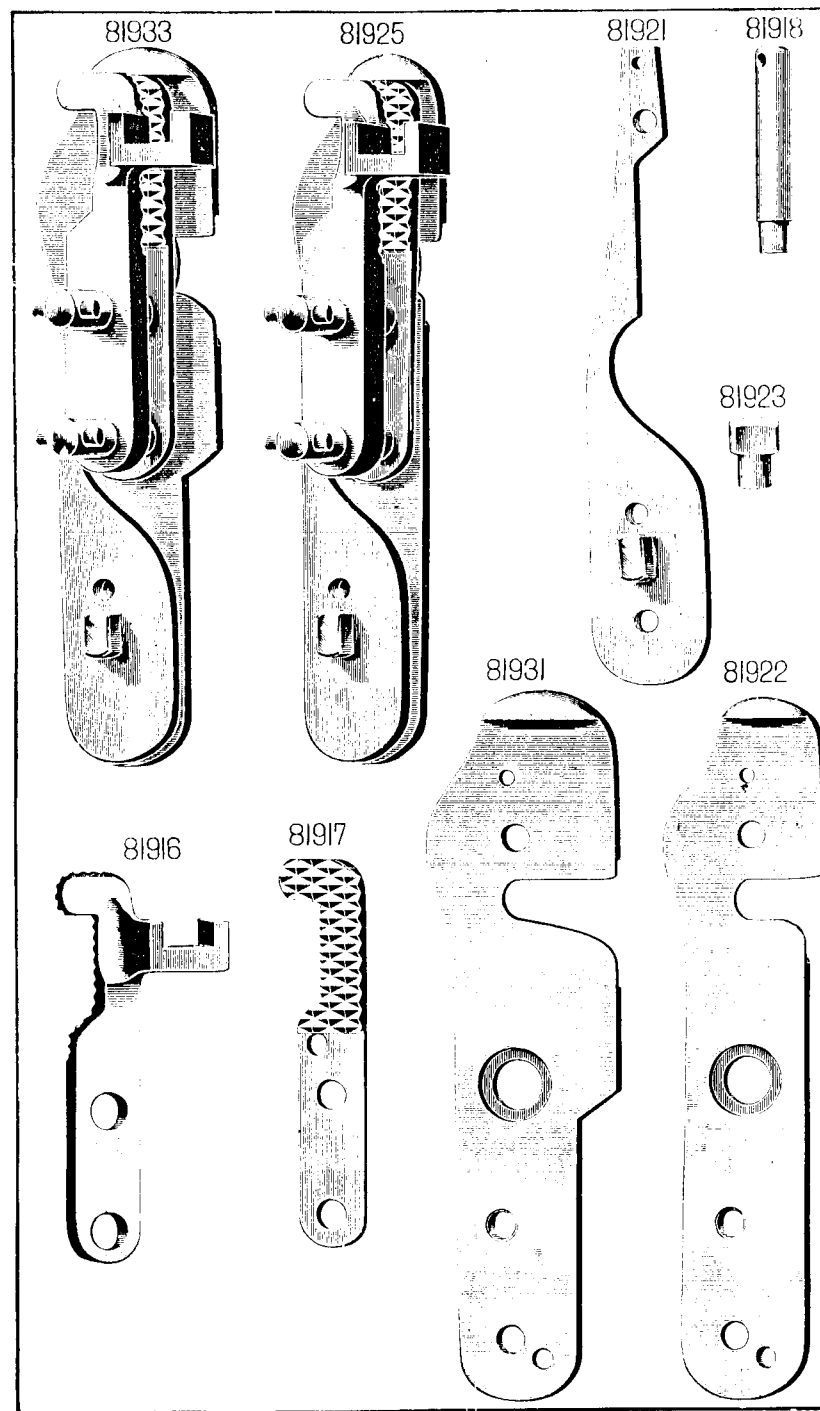
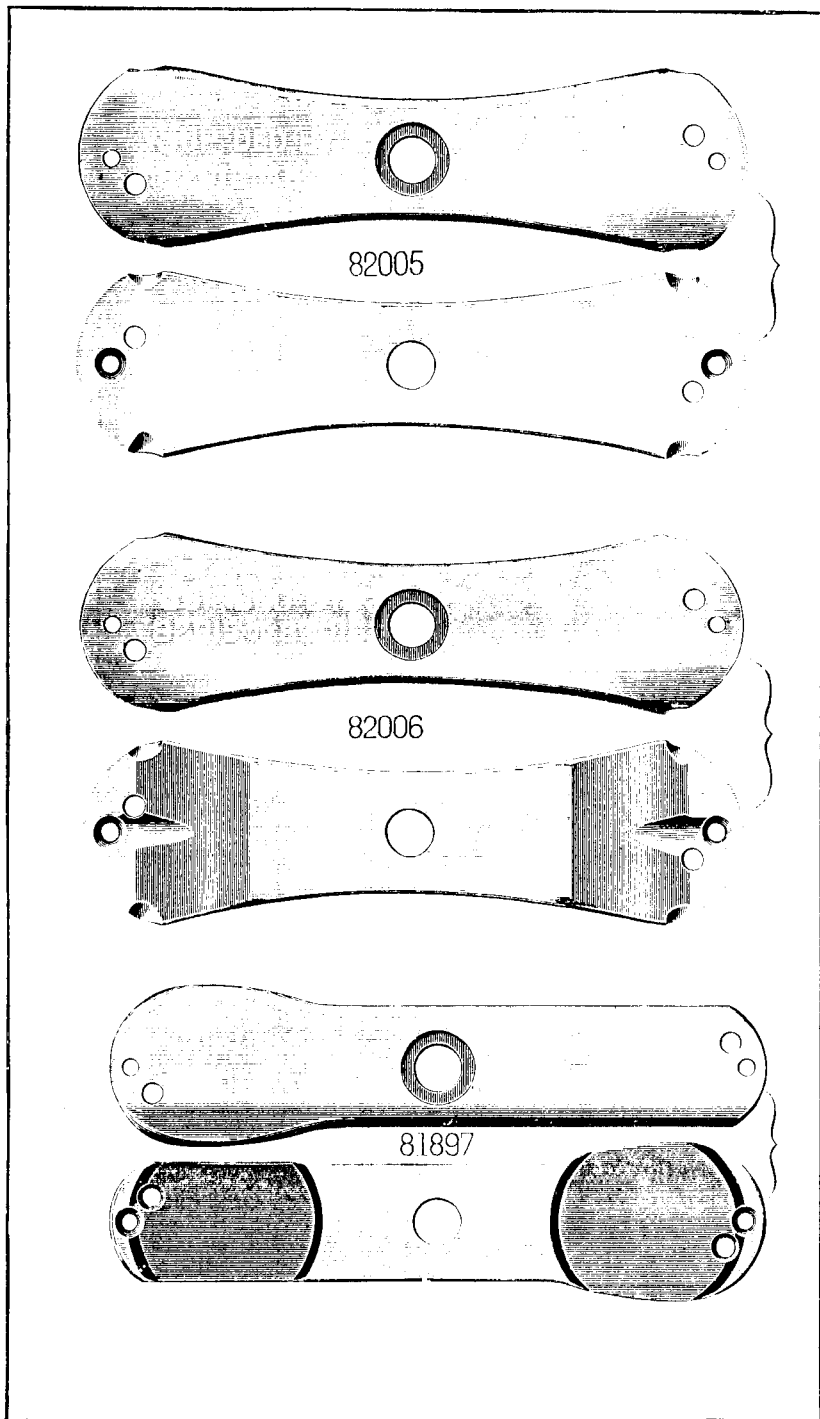


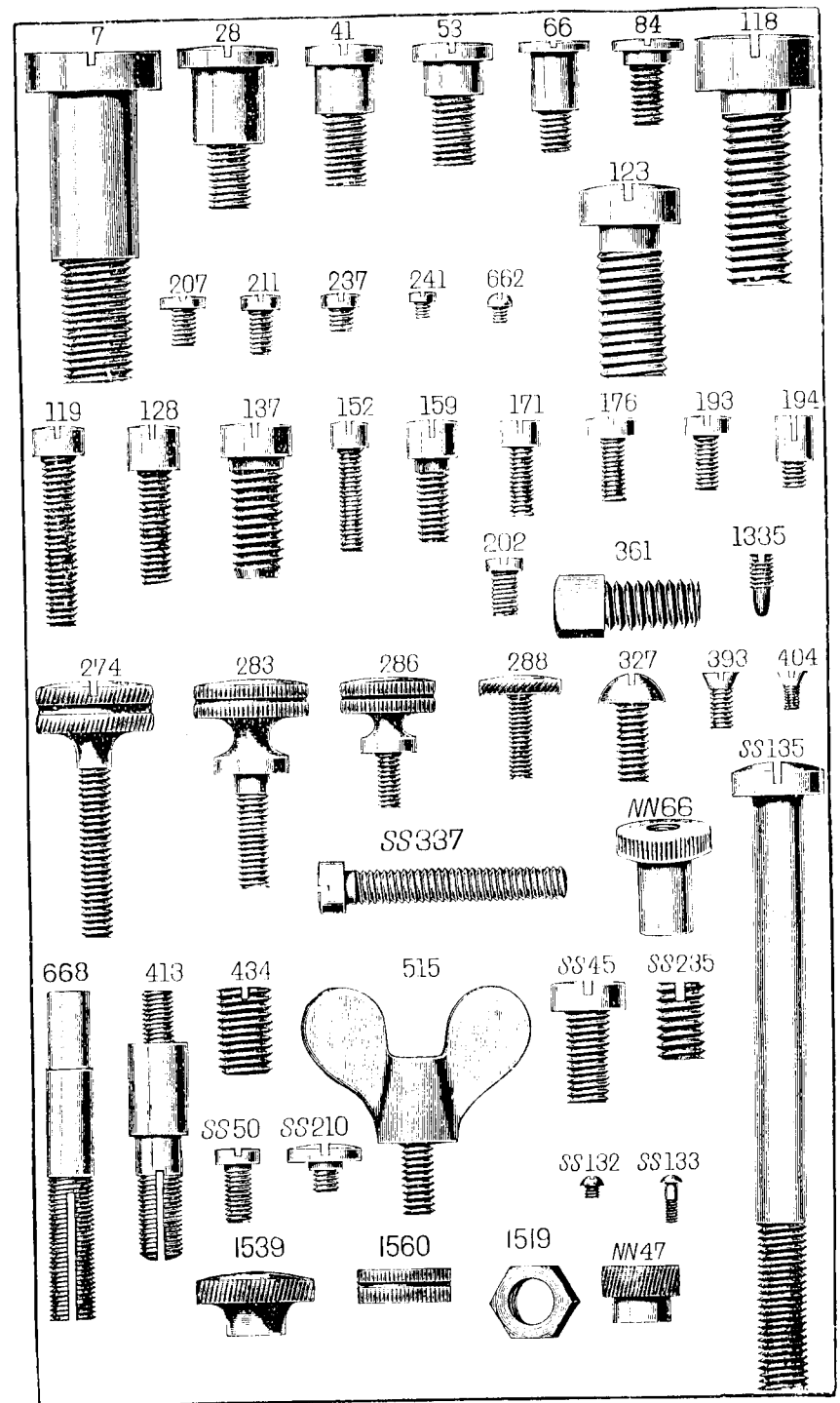
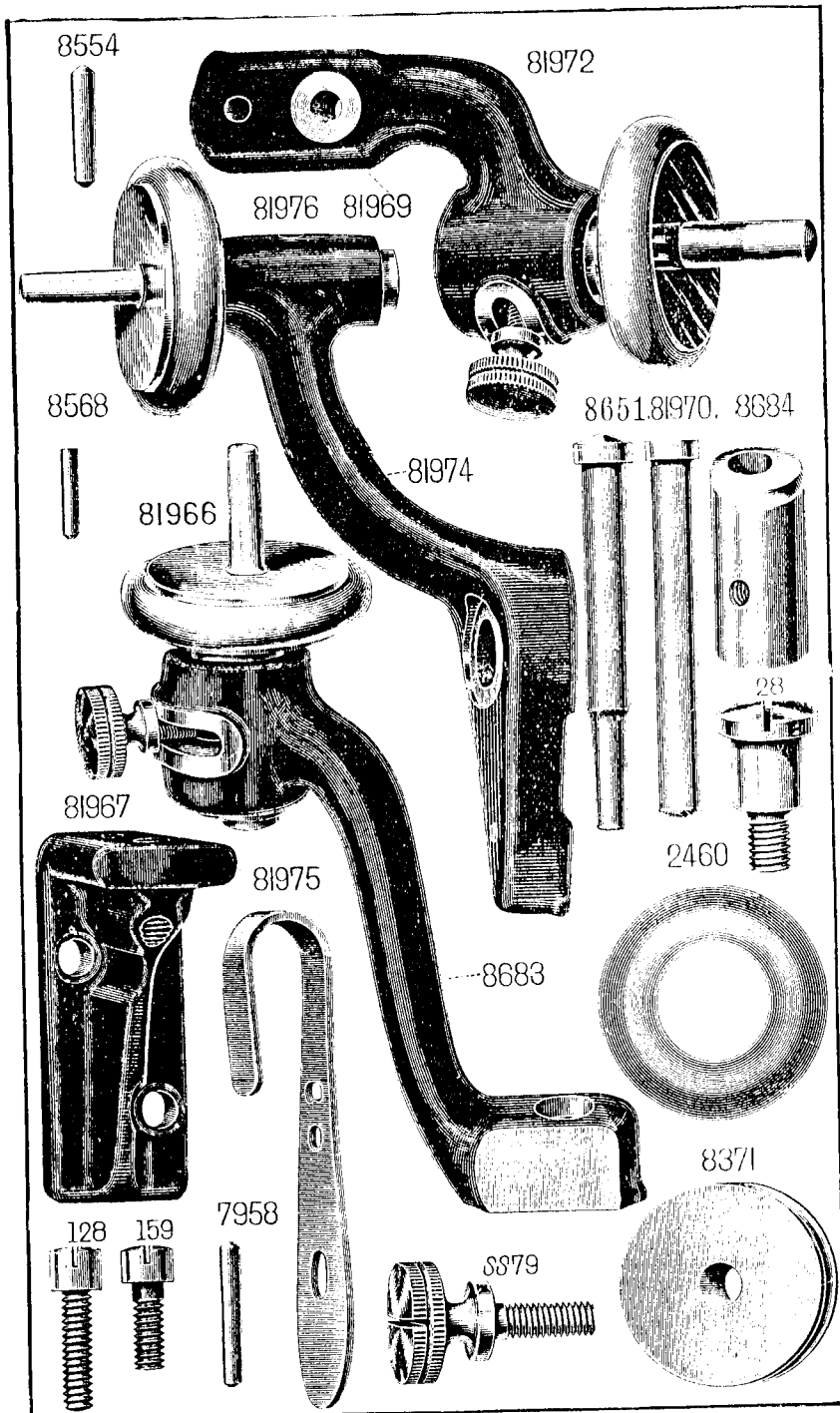
82003

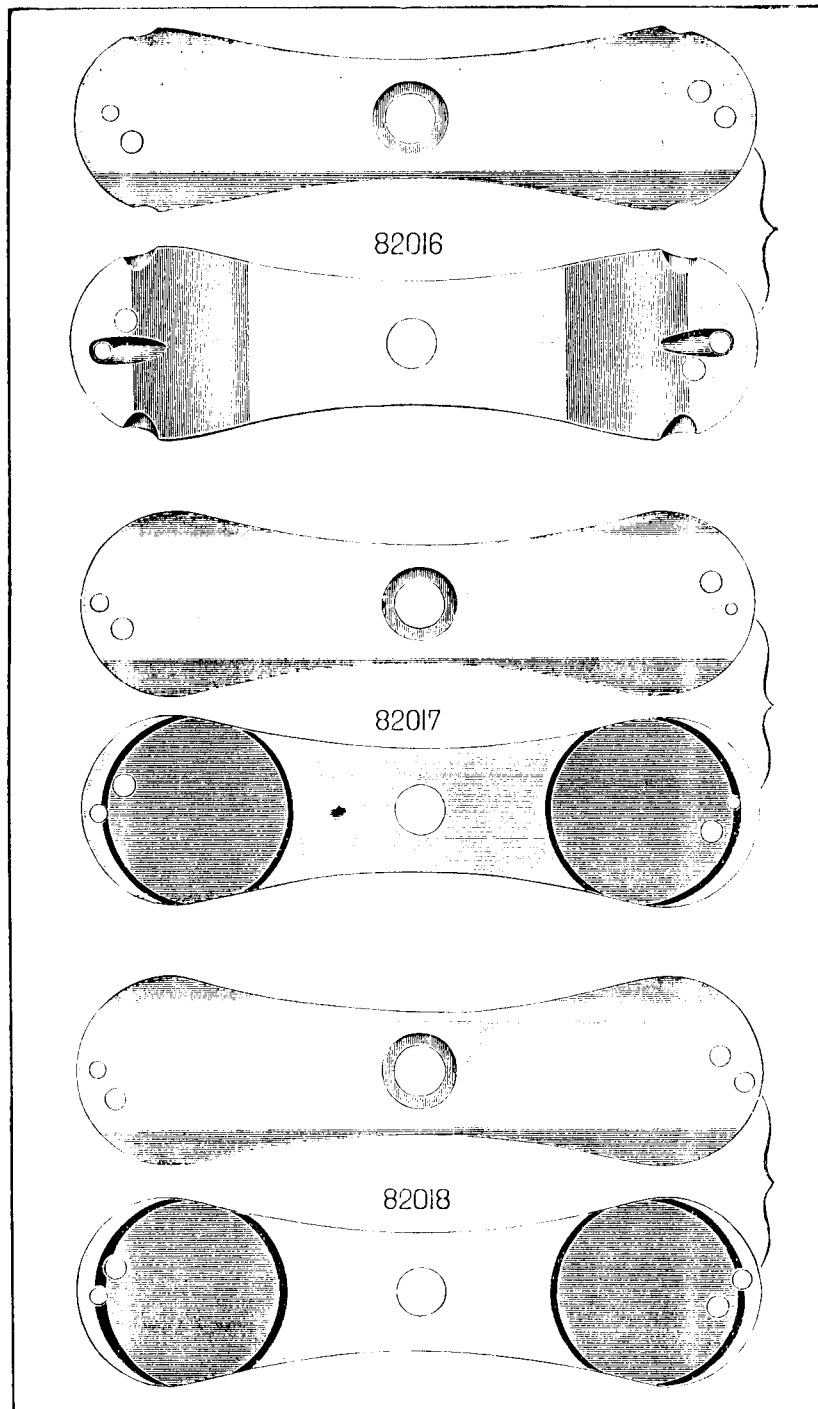
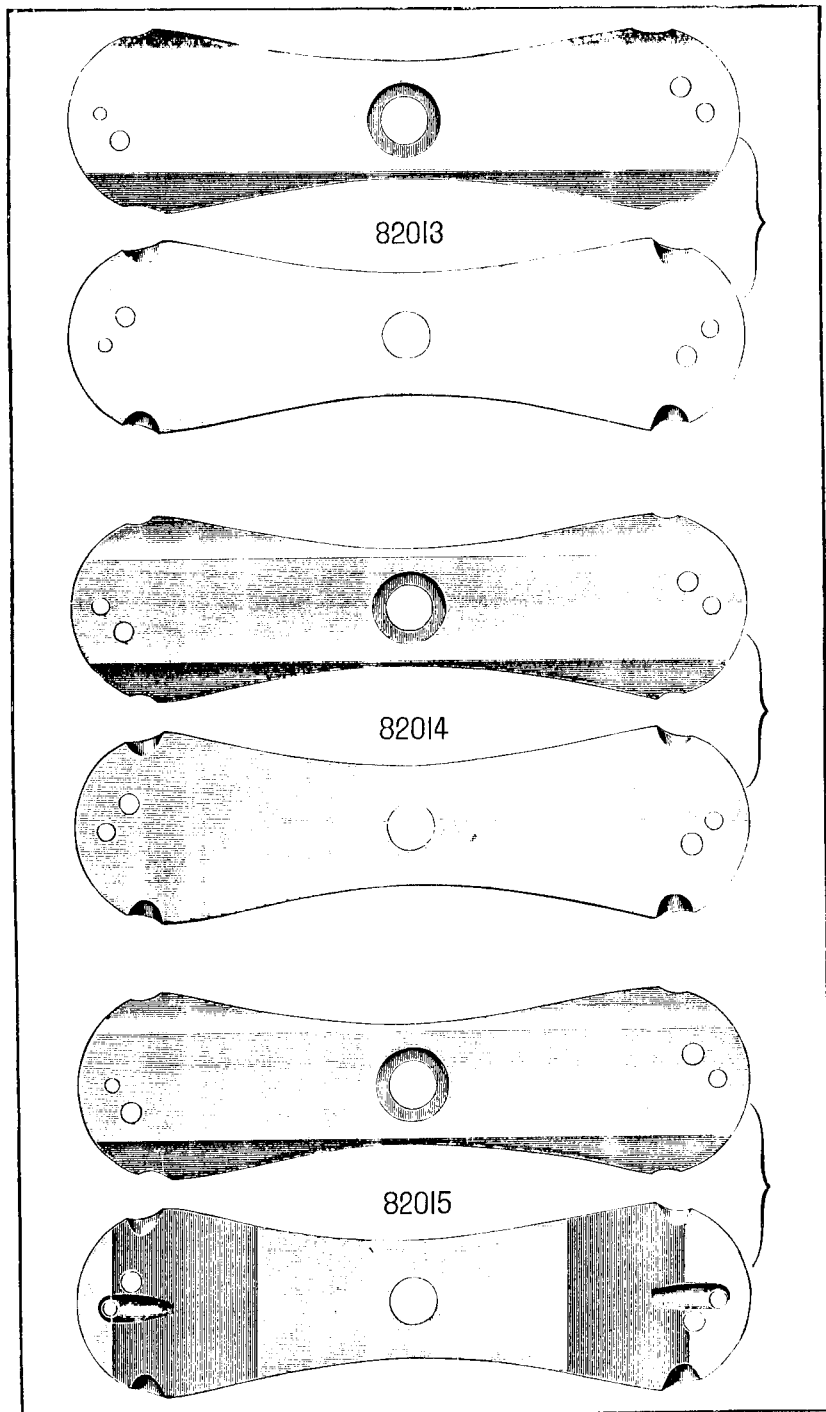


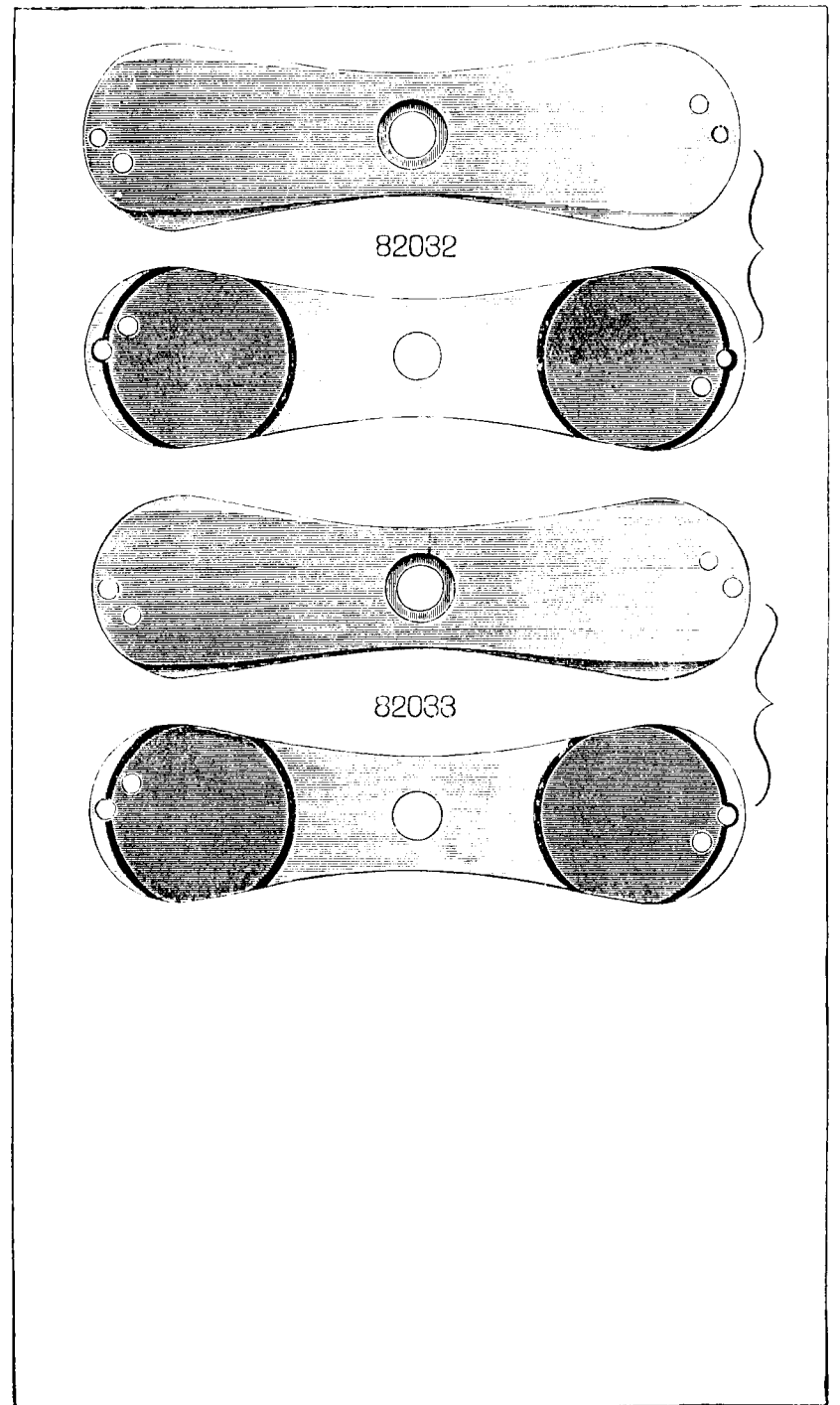
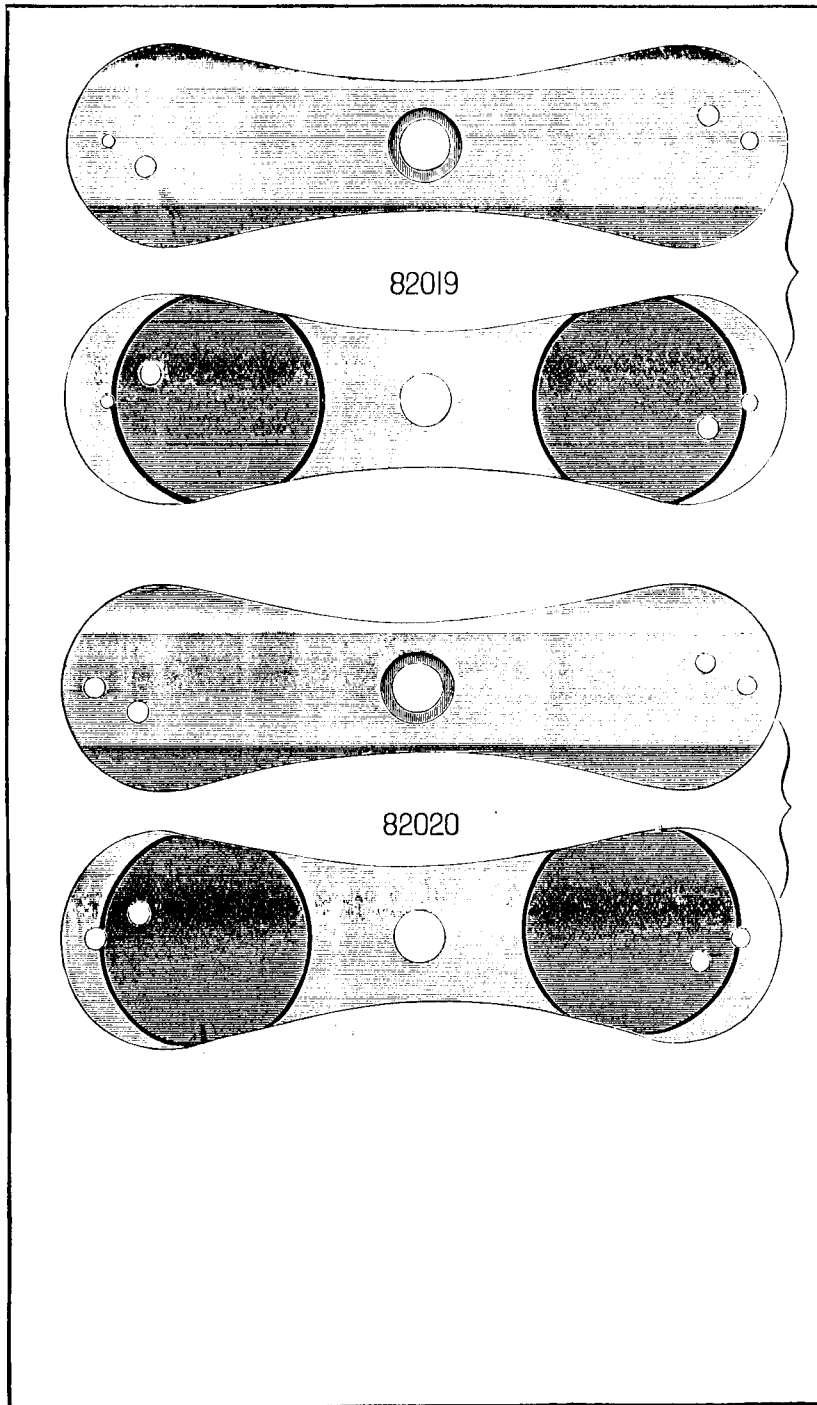
82004

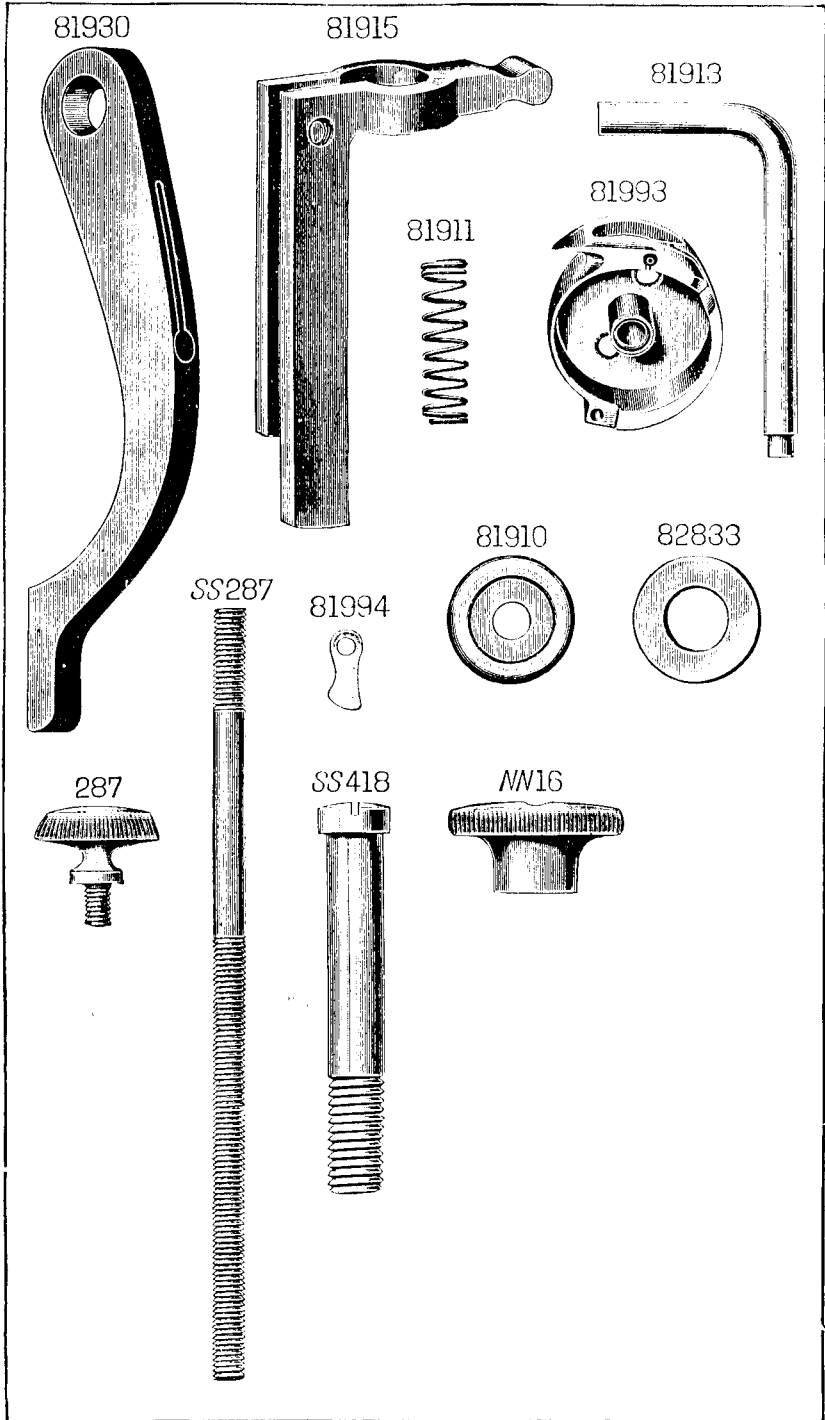












CONTENTS.

xi

	Page
Parts, Complete, for No. 29K1 Machine	33
" Special to " 29K2 "	37
" " " " 29K3 "	37
" " " " 29K4 "	38
" " " " 29K10 "	39
" " " " 29K11 "	40
" " " " 29K12 "	41
" " " " 29K13 "	42
" " " " 29K14 "	43
" " " " 29K15 "	44
" " " " 29K16 "	46
" " " " 29K17 "	47
" " " " 29K18 "	49
" " " " 29K21 "	66
" " " " 29K22 "	51
" " " " 29K23 "	53
Parts, Complete, for No. 29K30 Machine	55
" Special to " 29K31 "	59
" " " " 29K32 "	60
" " " " 29K33 "	61
Accessories,	62
Binders,	62
Bobbin Winders,	63
Obsolete Parts,	64

ILLUSTRATED LIST OF PARTS FOR CLASS 29K MACHINES.

(29K1 to 29K4, 29K10 to 29K18, 29K21 to 29K23 and
29K30 to 29K33).



In ordering from this List, the prefix and affix letters, with the part number, **MUST BE** quoted exactly as they are shown in the first column.

A number always indicates the same part, in whatever List it may appear, or for whatever machine.

The prefix *SS* indicates Screws made only at Singer.

" " *NN* " Nuts made only at Singer.

" " *RR* " Rollers and Studs made only at Singer.

The affix Letters (where shown) indicate the style of finish, as follows:

- A. Hardened, Polished and Plated.
- B. Polished and Plated.
- C. Hardened only.
- D. Polished only.
- E. Soft, not Polished.
- F. Hardened and Polished.
- H. Blued.
- J. Plated only.
- K. Hardened and Plated.
- L. Brass or Gilt.
- M. Oxidised.
- P. Japanned.
- R. Parkerised.

In this series: -

1 to 1500 and 50001 to 51500 are Screw Numbers.

1501 " 1800 are Nut Numbers.

1801 " 2000 " Roller "

2001 " 50000 are numbers of machine parts, etc.

80001 " 100000 are numbers of machine parts, etc.,
made only at Singer.

Parts marked with an asterisk () are furnished only when the repairs
are made at Factory.*

PARTS COMPLETE FOR 29K1 MACHINE.



UNIVERSAL FEED ARM. FOR GENERAL WORK.

No.	Plate						
*81851		Arm of Machine with 4449					
118c	170	"	"	"	Base Screw
4288	156	"	"	"	Side Cover (Back)
286d	170	"	"	"	" " Thumb Screw
8673	156	"	"	"	" " (Front)
207e	170	"	"	"	" " Screw
81852	155	Balance Wheel with two 43fc					
434c	170	"	"	"	Set Screw
8659	159	Check Lever					
8554	161	"	"	"	Joint Pin
8555	158	"	"	"	Spring
207d	170	"	"	"	" Screw
14026	161	"	"	"	Steady Pin
SS337f	170	"	"	"	Thread Take-up Adjustment Screw
NN66d	170	"	"	"	" " " " Thumb Nut
82007	158	Feeding Foot					
8557	158	"	"	"	(Narrow Fork) (fine)
8558	158	"	"	"	(" ") (coarse)
193d	170	"	"	"	Screw
8559	159	Feed Motion Bell Crank Lever					
194c	170	"	"	"	" " " " Joint Screw
8186f	159	"	"	"	Cam Wheel with RR18 and 81868
11663	161	"	"	"	" " Pin
8562	156	"	"	"	Ring Slide Bar with 1816
1816	161	"	"	"	" " " " Cam Roller and Stud

NOTE.—No. 82007 is supplied with this Machine unless other Feeding Foot is specified on order.

No.	Plate						
8675	156	Foot Bar
8564	159	" " Revolving Joint
8694	159	" " " " Bearing
8566	--	" " " " " 8694 with 8564 and 8571
8567	159	" " " " Guide Plate
81935	164	" " " " Rivet
8569	161	" " " " Hinge Pin
8570	159	" " " " Slide Rod
8571	159	" " " " Washer
81878	159	Foot Bar Revolving Joint, complete, Nos. 8566, 8567, 8570 and two 81935
82027	163	Head of Machine
128d	170	" Binding Screw
8573	156	" Revolving Bush
8574	158	" " " Friction Spring
207d	170	" " " " Screw
8575	161	" " " " Pin
82012	156	" " " Handle
152f	170	" " " " Screw
8577	158	" " " Supporting Washer
211d	170	" " " " Screw
82026	162	Lifter
66f	170	" Bearing Screw
*81856	--	Lower Arm and Bed
8582	161	" " " " Steady Pin
8655	--	Needle Bar
81858	164	" " Clamp with 237f
SS50d	170	" " " Screw
237f	170	" " Needle Clamping Screw
8656	164	" " Thread Tension Spring
SS133d	170	" " " " Screw
81857	156	Needle Bar, complete, Nos. SS50d, 8655, 8656, 81858 and two SS133d
8661	155	Needle Bar Cam and Pulley Wheel with 361c
3012	161	" " " " " Pin
361c	170	" " " " " Set Screw
81859	155	Needle Bar Driving Lever, with 1801 and 14026
8586	161	" " " " Joint Pin
1801	161	" " " " Cam Roller and Stud

No.	Plate						
81860	158	Needle Bar Piston Joint
8589	161	" " " " Pin
8590	155	" " Threading Wire
82013	266	Needle Plate (Fine and Medium Needle Holes)
82014	266	" " (Medium Needle Holes)
84d	170	" " Bearing Screw
8593	161	" " Catch Pin
8594	158	" " " " Spring
8595	161	" " " " Stud
207d	170	" " " " Screw
NOTE.--No. 82014 is sent with this Machine unless other Needle Plate is specified on order.							
8670	156	Oil Cup with 8597 and 8695
8695	--	" " Oil Pad (Felt)
327d	170	" " Screw
8597	158	" " Spring
8598	160	Pinion Cover Plate
393c	170	" " " Screw
8599	158	Rack (Short)
8600	155	Rack Connection Rod (Long)
82010	155	Shaft
4449	157	" Bushing
8604	161	Shuttle Bobbin
8654	161	" Body
8611	161	" Tension Spring
662d	170	" " Regulating Screw
8603		Shuttle, complete, Nos. 662d, 8604, 8611 and 8654
8605	161	Shuttle Carrier, with 211d and 8610
8610	161	" " Spring
241d	170	" " " Screw
33513	158	Shuttle Carrier Driving Pinion with 1335c
1335c	170	" " " " Screw Pin
8607	158	" " " " Bushing
8609	161	" " " " Stud
8608	158	" " Following Pinion

No.	Plate					
81862	160	Shuttle Driving Cam	with 361c
3012	161	"	" " "	Pin
1808	161	"	" " "	Roller and Stud
361c	170	"	" " "	Set Screw
8613	156	Shuttle Driving Lever,	with 1808 and 8614
7d	170	"	" " "	Bearing Screw
8614	161	"	" " "	Stud
14026	161	"	" " "	" Pin
8601	161	Spool Pin
8615	159	Stitch Regulator
8616	159	"	" " "	Gib
288d	170	"	" " "	Thumb Screw
668d	170	Tension Adjusting Stud
1560d	170	"	" " "	Thumb Nut
8617	159	"	" " "	Cup (Release)
8618	158	"	" " "	Disc
84113	158	"	" " "	Washer (Leather)
8619	158	"	" " "	Spring
8620	158	Thread Eyelet (Head of Arm)
207d	170	"	" " "	Screw
8621	159	Vibrating Presser Lifting Lever
41d	170	"	" " "	" Screw
8624	159	"	" " "	Regulating Lever
515c	170	"	" " "	" Clamping Screw
8568	164	"	" " "	" " Rivet
41d	170	"	" " "	" Screw
8625	159	"	" " "	" Slide Block
8626	159	"	" " "	" Washer
RR18	161	"	" " "	Roller
81868	161	"	" " "	" Pin
8627	156	"	" " "	Spring (Flat)
1539d	170	"	" " "	Lock Nut
274d	170	"	" " "	Screw
128e	170	Machine Screw	(for fastening Machine to Stand)
SS130e	162	"	" " "	(for fastening Machine to Power Table)
87345	162	"	" " "	Washer (for use with SS130)

No. 29K2 Machine.

UNIVERSAL FEED ARM. FOR GENERAL WORK, WITH SIDE WHEEL.

This Machine is the same as 29K1, with the following exceptions:—

No.	Plate					
*81864	—	Arm of Machine	with 4449
81865	155	Balance Wheel	with two 434c
81866	156	"	" " "	Handle (Wood)
SS135d	170	"	" " "	" Spindle
1519d	170	"	" " "	" Nut
81867	156	"	" " "	Hub
SS45e	170	"	" " "	" Screw
82008	160	"	" " "	Shaft
81869	160	"	" " "	" Gear
11663	161	"	" " "	" Pin
81871	160	Shuttle Driving Cam	with SS235c
81872	160	"	" " "	" Gear
SS235c	170	"	" " "	" Set Screw



No. 29K3 Machine.

UNIVERSAL FEED ARM. FOR WAXED THREAD.

This Machine is the same as 29K1, with the following exceptions:—

8666	158	Feeding Foot
NOTE.—Nos. 8666 and 82007 are sent with this Machine unless other Feeding Feet are specified on order.						
283d	170	Head Revolving Bush Stop Thumb Screw
*81874	—	Lower Arm and Bed
82015	266	Needle Plate	(Fine and Medium Needle Holes)
82016	267	"	" (Medium and Coarse Needle Holes)
NOTE.—No. 82016 is sent with this Machine unless other Needle Plate is specified on order.						
81876	161	Shuttle Tension Spring
81964	—	Shuttle, complete,	Nos. 662d, 8604, 8654 and 81876
413d	170	Tension Adjusting Stud
2102	158	"	Disc
2103	162	"	Spring
81877	161	"	Thread Guide Pin
1560d	170	Tension Adjusting Stud Thumb Nut

No. 29K4 Machine.

UNIVERSAL FEED ARM. FOR WAXED THREAD, WITH SIDE WHEEL.

This Machine is the same as 29K1, with the following exceptions:

No.	Plate	
*81864	—	Arm of Machine with 4449
81865	155	Balance Wheel , with two 434c
81866	156	" " Handle (Wood)
SS135d	170	" " " Spindle
1519d	170	" " " " Nut
81867	156	" " Hub
SS45c	170	" " " Screw
82008	160	" " Shaft
81869	160	" " " Gear
11663	161	" " " " Pin
8666	158	Feeding Foot
NOTE.—Nos. 8666 and 82007 are sent with this Machine unless other Feeding Feet are specified on order.						
283d	170	Head Revolving Bush Stop Thumb Screw
*81874	—	Lower Arm and Bed
82015	266	Needle Plate (Fine and Medium Needle Holes)
82016	267	" " (Medium and Coarse Needle Holes)
NOTE.—No. 82016 is sent with this Machine unless other Needle Plate is specified on order.						
81876	161	Shuttle Tension Spring
81964	—	Shuttle , complete, Nos. 662d, 8604, 8654 and 81876
81871	160	Shuttle Driving Cam , with SS235c
81872	160	" " " Gear
SS235c	170	" " " " Set Screw
413d	170	Tension Adjusting Stud
2102	158	" Disc
2103	162	" Spring
81877	161	" Thread Guide Pin
1560d	170	Tension Adjusting Stud Thumb Nut

4/23

No. 29K10 Machine.

UNIVERSAL FEED ARM. FOR LONG STITCH.

This Machine is the same as 29K1, with the following exceptions:

No.	Plate	
81934	162	Feed Motion Bell Crank Lever
81882	157	" " Cam Wheel with RR18 and 81868
81883	157	Foot Bar
82028	162	Lifter
*81886	—	Lower Arm and Bed
81887	—	Needle Bar
81888	—	" " Clamp with 2371
81889	163	Needle Bar , complete, Nos. SS50d, 8656, 81887, 81888 and two SS133d
81890	157	Needle Bar Cam and Pulley Wheel with 361c
81891	162	" " Piston Joint
81892	157	Plate (acting as Pad between Lower Arm and Upper Arm)
SS162d	162	Vibrating Presser Lifting Lever Screw

No. 29K11 Machine.

UNIVERSAL FEED ARM. FOR LONG STITCH, WITH SIDE WHEEL.

This Machine is the same as 29K1, with the following exceptions:—

No.	Plate	
*81864	—	Arm of Machine, with 4449
81865	155	Balance Wheel, with two 434c
81866	156	" " Handle (Wood)
SS135d	170	" " " Spindle
1519d	170	" " " " Nut
81867	156	" " Hub
SS45e	170	" " " Screw
82008	160	" " Shaft
81869	160	" " " Gear
11663	161	" " " " Pin
81934	162	Feed Motion Bell Crank Lever
81882	157	" " Cam Wheel with RR18 and 81868
81883	157	Foot Bar
82028	162	Lifter
*81886	—	Lower Arm and Bed
81887	—	Needle Bar
81888	—	" " Clamp with 237f
81889	163	Needle Bar, complete, Nos. SS50d, 8656, 81887, 81888 and two SS133d
81890	157	Needle Bar Cam and Pulley Wheel, with 361c
81891	162	" " Piston Joint
81892	157	Plate (acting as Pad between Lower Arm and Upper Arm)
81871	160	Shuttle Driving Cam, with SS235e
81872	160	" " " Gear
SS235c	170	" " " " Set Screw

No. 29K12 Machine.

UNIVERSAL FEED ARM, WITH NARROW ARM, 1" ACROSS AND $\frac{3}{8}$ " DEEP.

This Machine is the same as 29K1, with the following exceptions:—

No.	Plate	
*81893	—	Bed
*81894	—	Lower Arm (Narrow)
*81895	—	Lower Arm and Bed, complete, Nos. 81893, 81894 and four 123e
123e	170	" " " " Binding Screw
82030	—	Needle Bar
82031	157	Needle Bar, complete, Nos. SS50d, 8656, 81858, 82030 and two SS133d
82032	948	Needle Plate (Fine and Medium Needle Holes)
81898	160	Pinion Cover Plate
81899	163	Rack Connection Rod (Long)
81900	158	Shuttle Carrier Driving Pinion
8645	161	" " " " Pin
8608	158	" " Following Pinion
8609	161	" " " " Stud

No. 29K13 Machine.

UNIVERSAL FEED ARM, WITH NARROW ARM,
1" ACROSS AND $\frac{3}{8}$ " DEEP. WITH SIDE WHEEL.

This Machine is the same as 29K1, with the following exceptions:—

No.	Plate						
*81864	---	Arm of Machine , with 4449
81865	155	Balance Wheel , with two 434c
81866	156	" " Handle (Wood)
SS135d	170	" " " Spindle
1519d	170	" " " " Nut
81867	156	" " Hub
SS145c	170	" " " Screw
82008	160	" " Shaft
81869	160	" " " Gear
11663	161	" " " " Pin
*81893	---	Bed
*81894	---	Lower Arm (Narrow)
*81895	---	Lower Arm and Bed , complete, Nos. 81893, 81894 and four 123c
123c	170	" " " " Binding Screw
82030	---	Needle Bar
82031	157	Needle Bar , complete, Nos. SS50d, 8656, 81858, 82030 and two SS133d
82032	948	Needle Plate (Fine and Medium Needle Holes)
81898	160	Pinion Cover Plate
81899	163	Rack Connection Rod (Long)
81900	158	Shuttle Carrier Driving Pinion
8645	161	" " " " Pin
8608	158	" " Following Pinion
8609	161	" " " " Stud
81871	160	Shuttle Driving Cam , with SS235c
81872	160	" " " Gear
SS235c	170	" " " " Set Screw

No. 29K14 Machine.

UNIVERSAL FEED ARM, WITH NARROW ARM, 1"
ACROSS AND $\frac{3}{8}$ " DEEP. FOR WAXED THREAD.

This Machine is the same as 29K1, with the following exceptions:—

No.	Plate						
*81893	---	Bed
8666	158	Feeding Foot
NOTE: Nos. 8666 and 82007 are sent with this Machine unless other Feeding Feet are specified on order.							
283d	170	Head Revolving Bush Stop Thumb Screw
*81894	---	Lower Arm (Narrow)
*81895	---	Lower Arm and Bed , complete, Nos. 81893, 81894 and four 123c
123c	170	" " " " Binding Screw
82030	---	Needle Bar
82031	157	Needle Bar , complete, Nos. SS50d, 8656, 81858, 82030 and two SS133d
82033	948	Needle Plate (Medium and Coarse Needle Holes)
81898	160	Pinion Cover Plate
81899	163	Rack Connection Rod (Long)
81876	161	Shuttle Tension Spring
81964	---	Shuttle , complete Nos. 662d, 8604, 8654 and 81876
81900	158	Shuttle Carrier Driving Pinion
8645	161	" " " " Pin
8608	158	" " Following Pinion
8609	161	" " " " Stud
413d	170	Tension Adjusting Stud
2102	158	" Disc
2103	162	" Spring
81877	161	" Thread Guide Pin
1560d	170	Tension Adjusting Stud Thumb Nut

No. 29K15 Machine.

UNIVERSAL FEED ARM, WITH NARROW ARM, 1" ACROSS
AND $\frac{7}{8}$ " DEEP. FOR WAXED THREAD, WITH SIDE WHEEL.

This Machine is the same as 29K1, with the following exceptions :—

No.	Plate	
*81864	—	Arm of Machine with 4449
81865	155	Balance Wheel with two 434c
81866	156	" " Handle (Wood)
SS135d	170	" " " Spindle
1519d	170	" " " Nut
81867	156	" " Hub
SS45e	170	" " Screw
82008	160	" " Shaft
81869	160	" " Gear
11663	161	" " " Pin
*81893	—	Bed
8666	158	Feeding Foot
NOTE.—Nos. 8666 and 82007 are sent with this Machine unless other Feeding Feet are specified on order						
283d	170	Head Revolving Bush Stop Thumb Screw
*81894	—	Lower Arm (Narrow)
*81895	—	Lower Arm and Bed, complete, Nos. 81893, 81894 and four	123c
123c	170	" " " " Binding Screw
82030	—	Needle Bar
82031	157	Needle Bar, complete, Nos. SS50d, 8656, 81858, 82030 and two	SS133d
82033	948	Needle Plate (Medium and Coarse Needle Holes)
81898	160	Pinion Cover Plate
81899	163	Rack Connection Rod (Long)

No.	Plate	
81876	161	Shuttle Tension Spring
81964	—	Shuttle, complete, Nos. 662d, 8604, 8654 and 81876
81900	158	Shuttle Carrier Driving Pinion
8645	161	" " " " Pin
8608	158	" " Following Pinion
8609	161	" " " " Stud
81871	160	Shuttle Driving Cam with SS235c
81872	160	" " " Gear
SS235c	170	" " " " Set Screw
413d	170	Tension Adjusting Stud
2102	158	" Disc
2103	162	" Spring
81877	161	" Thread Guide Pin
1560d	170	Tension Adjusting Stud Thumb Nut	4/23

No. 29K16 Machine.

UNIVERSAL FEED ARM, WITH NARROW ARM, 1" ACROSS AND
 $\frac{3}{4}$ " DEEP. FOR WORSTED SLIPPER WORK. FOR LONG STITCH.

This Machine is the same as 29K1, with the following exceptions:

No.	Plate	
*81902	—	Bed
81934	162	Feed Motion Bell Crank Lever
81882	157	" " Cam Wheel with RR18 and 81868
81883	157	Foot Bar
82028	162	Lifter
*81894	—	Lower Arm (Narrow)
*81903	—	Lower Arm and Bed, complete, Nos. 81894, 81902 and four 123e 170 " " " " Binding Screw
81887	—	Needle Bar
81888	—	" " Clamp with 237f
81889	163	Needle Bar, complete, Nos. SS50d, 8656, 81887, 81888 and two SS133d
81890	157	Needle Bar Cam and Pulley Wheel, with 361c
82032	948	Needle Plate (Fine and Medium Needle Holes)
81892	157	Plate (acting as Pad between Lower Arm and Upper Arm)
81898	160	Pinion Cover Plate
81899	163	Rack Connection Rod (Long)
81900	158	Shuttle Carrier Driving Pinion
8645	161	" " " " Pin
8608	158	" " Following Pinion
8609	161	" " " " Stud
SS162d	162	Vibrating Presser Lifting Lever Screw

No. 29K17 Machine.

UNIVERSAL FEED ARM, WITH TOP AND BOTTOM FEED.
 FOR SHOE BINDING

This Machine is the same as 29K1 with the following exceptions:

No.	Plate	
85675	164	Binder, complete, $\frac{3}{4}$" , with Cord Guide in Centre of Folder
81909	—	Braid Bobbin
SS287d	949	" " Screw Spindle
NX16d	949	" " " " Thumb Nut
81910	949	" " " " Disc
81911	949	" " " " Spring
81912	—	Braid Holder Brass Base Plate with 81913
287d	949	" " " " " Binding Thumb Screw
81913	949	" " " " " Pin (Bent) (for fastening to Arm of Mch.)
81914	163	Braid Holder, complete, Nos. 287d, 81912 and (two each NX16d, SS287d and 81909 to 81911
81916	168	Feed Dog (Upper)
81917	168	" " (Lower)
SS210d	170	" " (") Position Screw
81918	168	" " Position Stud
8645	164	" " " " Stop Pin
81920	—	Feed Dog (Upper and Lower), complete, Nos. SS210d, 81916, 81917, two each 8645 and 81918
81925	168	Feed Dog and Throat Plate combined, Nos. 81920 and 81924
81945	949	Feed Motion Bell Crank Lever
283d	170	Head Revolving Bush Stop Thumb Screw
82028	162	Lifter
*81926	—	Lower Arm and Bed

No. 29K17 MACHINE PARTS

No	Plate	
81927	—	Needle Bar
81888	—	" " Clamp with 237f
81928	163	Needle Bar , complete, Nos. SS50d, 8656, 81888, 81927 and two SS133d
81891	162	Needle Bar Piston Joint ..
81929	164	Tenston Cup
81921	168	Throat Plate (Upper) with 81923
81922	168	" " (Lower)
393d	170	" " (Upper and Lower) Connecting Screw
81923	168	" " Binder Position Block
84d	170	" " Binding Screw
286d	170	" " Thumb Screw (for Binder)
81924	—	Throat Plate (Upper and Lower), complete, Nos. 84d, 81921, 81922 and two 393d
81930	949	Vibrating Presser Lifting Lever

No. 29K18 Machine.

UNIVERSAL FEED ARM, WITH TOP AND BOTTOM FEED. FOR SHOE BINDING, WITH SIDE WHEEL.

This Machine is the same as 29K1, with the following exceptions:—

No.	Plate	
*81864	—	Arm of Machine with 4449
81865	155	Balance Wheel with two 434c
81866	156	" " Handle (Wood)
SS135d	170	" " " Spindle
1519d	170	" " " " Nut
81867	156	" " Hub
SS45c	170	" " " Screw
82008	160	" " Shaft
81869	160	" " " Gear
11663	161	" " " " Pin
85675	164	Binder , complete, $\frac{3}{4}$ ", with Cord Guide in Centre of Folder ...
81909	—	Braid Bobbin
SS287d	949	" " Screw Spindle
NN16d	949	" " " " Thumb Nut
81910	949	" " " " Disc
81911	949	" " " " " Spring
81912	—	Braid Holder Brass Base Plate with 81913
287d	949	" " " " " Binding Thumb Screw
81913	949	" " " " " Pin (Bent) (for fastening to Arm of Mch.)
81914	163	Braid Holder , complete, Nos. 287d, 81912 and two each NN16d, SS287d and 81909 to 81911
81916	168	Feed Dog (Upper)
81917	168	" " (Lower)
SS210d	170	" " (") Position Screw
81918	168	" " Position Stud
8645	164	" " " " Stop Pin
81920	—	Feed Dog (Upper and Lower), complete, Nos. SS210d, 81916, 81917, two each 8645 and 81918

No.	Plate	
81925	168	Feed Dog and Throat Plate combined, Nos. 81920 and 81924
81915	949	Feed Motion Bell Crank Lever
283d	170	Head Revolving Bush Stop Thumb Screw
82028	162	Lifter
*81926	—	Lower Arm and Bed
81927	—	Needle Bar
81888	—	" " Clamp with 237f
81928	163	Needle Bar , complete, Nos. SS50d, 8656, 81888, 81927 and two SS133d
81891	162	Needle Bar Piston Joint
81871	160	Shuttle Driving Cam with SS235c
81872	160	" " " Gear
SS235c	170	" " " " Set Screw
81929	164	Tension Cup
81921	168	Throat Plate (Upper) with 81923
81922	168	" " (Lower)
393d	170	" " (Upper and Lower) Connecting Screw
81923	168	" " Binder Position Block
84d	170	" " Binding Screw
286d	170	" " Thumb Screw (for Binder)
81924	—	Throat Plate (Upper and Lower), complete, Nos. 84d, 81921, 81922 and two 393d
81930	949	Vibrating Presser Lifting Lever

No. 29K22 Machine.

UNIVERSAL FEED ARM, WITH TOP AND BOTTOM FEED, FOR SHOE BINDING, FOR LONG STITCH, $\frac{1}{16}$ ".

This Machine is the same as 29K1, with the following exceptions:—

No	Plate	
85675	164	Binder , complete, $\frac{3}{8}$ ", with Cord Guide in Centre of Folder
81909	—	Braid Bobbin
SS287d	949	" " Screw Spindle
NN16d	949	" " " " Thumb Nut
81910	949	" " " " Disc
81911	949	" " " " Spring
81912	—	Braid Holder Brass Base Plate with 81913
287d	949	" " " " " Binding Thumb Screw
81913	949	" " " " " Pin (Bent) (for fastening to Lower Arm of Mch).
81914	163	Braid Holder , complete, Nos. 287d, 81912 and two each NN16d, SS287d and 81909 to 81911
81916	168	Feed Dog (Upper)
81917	168	" " (Lower)
SS210d	170	" " (") Position Screw
81918	168	" " Position Stud
8645	164	" " " " Stop Pin
81920	—	Feed Dog (Upper and Lower) combined, Nos. SS210d, 81916, 81917, two each 8645 and 81918
81933	168	Feed Dog and Throat Plate combined, Nos. 81920 and 81932
81934	162	Feed Motion Bell Crank Lever
81882	157	" " Cam Wheel with RR18 and 81868
81883	157	Foot Bar
283d	170	Head Revolving Bush Stop Thumb Screw
82028	162	Lifter

No. 29K22 MACHINE PARTS.

No.	Plate	
*81926	—	Lower Arm and Bed
81887	—	Needle Bar
81888	—	" " Clamp with 237f
81889	163	Needle Bar , complete, Nos. SS50d, 8656, 81887, 81888 and two SS133d
81890	157	Needle Bar Cam and Pulley Wheel with 361c
81891	162	" " Piston Joint
81892	157	Plate (acting as Pad between Lower Arm and Upper Arm)
81921	168	Throat Plate (Upper) with 81923
81931	168	" " (Lower)
393d	170	" " (Upper and Lower) Connecting Screw
81923	168	" " Binder Position Block
84d	170	" " Binding Screw
286d	170	" " Thumb Screw (for Binder)
81932	—	Throat Plate (Upper and Lower), complete, Nos. 84d, 81921, 81931 and two 393d
SS162d	162	Vibrating Presser Lifting Lever Screw

No. 29K23 Machine.

UNIVERSAL FEED ARM, WITH TOP AND BOTTOM FEED, FOR SHOE BINDING, FOR LONG STITCH ($\frac{5}{16}$ "), WITH SIDE WHEEL.

This Machine is the same as 29K1, with the following exceptions:—

No.	Plate	
*81864	—	Arm of Machine with 4449
81865	155	Balance Wheel with two 43tc
81866	156	" " Handle (Wood)
SS135d	170	" " " Spindle
1519d	170	" " " " Nut
81867	156	" " Hub
SS45e	170	" " " Screw
82008	160	" " Shaft
81869	160	" " " Gear
11663	161	" " " " Pin
85675	164	Binder , complete, $\frac{3}{8}$ " , with Cord Guide in Centre of Folder
81909	—	Braid Bobbin
SS287d	949	" " Screw Spindle
NN16d	949	" " " " Thumb Nut
81910	949	" " " " Disc
81911	949	" " " " Spring
81912	—	Braid Holder Brass Base Plate with 81913
287d	949	" " " " " Binding Thumb Screw
81913	949	" " " " " Pin (Bent) (for fastening to Lower Arm of Mch.)
81914	163	Braid Holder , complete, Nos. 287d, 81912 and two each NN16d, SS287d and 81909 to 81911
81916	168	Feed Dog (Upper)
81917	168	" " (Lower)
SS210d	170	" " (") Position Screw
81918	168	" " Position Stud
8645	164	" " " " Stop Pin
81920	—	" " (Upper and Lower) combined, Nos. SS210d, 81916, 81917, two each 8645 and 81918

No.	Plate	
81933	168	Feed Dog and Throat Plate combined, Nos. 81920 and 81932
81934	162	Feed Motion Bell Crank Lever
81882	157	" " Cam Wheel with RR18 and 81868
81883	157	Foot Bar
283d	170	Head Revolving Bush Stop Thumb Screw
82028	162	Lifter
*81926	—	Lower Arm and Bed
81887	—	Needle Bar
81888	—	" " Clamp with 237f
81889	163	Needle Bar , complete, Nos. SS50d, 8656, 81887, 81888, and two SS133d
81890	157	Needle Bar Cam and Pulley Wheel with 361c
81891	162	" " Piston Joint
81892	157	Plate (acting as Pad between Lower Arm and Upper Arm)
81871	160	Shuttle Driving Cam with SS235c
81872	160	" " " Gear
SS235c	170	" " " Set Screw
81921	168	Throat Plate (Upper) with 81923
81931	168	" " (Lower)
393d	170	" " (Upper and Lower) Connecting Screw
81923	168	" " Binder Position Block
84d	170	" " Binding Screw
286d	170	" " Thumb Screw (for Binder)
81932	—	Throat Plate (Upper and Lower), complete, Nos. 84d, 81921, 81931 and two 393d
SS162d	162	Vibrating Presser Lifting Lever Screw

PARTS COMPLETE

FOR

29K30 MACHINE.



UNIVERSAL FEED ARM, 17½" FROM NEEDLE TO
BASE OF ARM, FITTED FOR WAXED THREAD.

No.	Plate	
*81936	—	Arm of Machine with 449
118e	170	" " " Base Screw
4288	156	" " " Side Cover (Back)
286d	170	" " " " " Thumb Screw
8673	156	" " " " " (Front)
207e	170	" " " " " Screw
81937	—	Balance Wheel with two 434c
434c	170	" " " Set Screw
8659	159	Check Lever
8554	161	" " Joint Pin
8555	158	" " Spring
207d	170	" " " Screw
14026	161	" " " Steady Pin
SS337f	170	" " " Thread Take-up Adjustment Screw
NN66d	170	" " " " " " Thumb Nut
82007	158	Feeding Foot
8666	158	" " for Waxed Thread
8557	158	" " (Narrow Fork) (Fine)
8558	158	" " (") (Coarse)
193d	170	" " Screw
8559	159	Feed Motion Bell Crank Lever
194e	170	" " " " Joint Screw
81861	159	" " Cam Wheel with RR18 and 81868
11663	161	" " " Pin
8562	156	" " Ring Slide Bar with 1816
1816	161	" " " " Cam Roller and Stud

NOTE.—Nos. 8666 and 82007 are sent with this Machine unless
other Feeding Feet are specified on order.

No.	Plate						
8675	156	Foot Bar
8564	159	" " Revolving Joint
8694	159	" " " " Bearing
8566	—	" " " " " 8694 with 8564 and 8571
8567	159	" " " " Guide Plate
81935	164	" " " " " Rivet
8569	161	" " " " Hinge Pin
8570	159	" " " " Slide Rod
8571	159	" " " " Washer
81878	159	Foot Bar Revolving Joint, complete, Nos. 8566, 8567, 8570 and two 81935
82027	163	Head of Machine
128d	170	" Binding Screw
8573	156	" Revolving Bush
8574	158	" " " Friction Spring
207d	170	" " " " " Screw
8575	161	" " " " " Pin
82012	156	" " " " Handle
152f	170	" " " " " Screw
283d	170	" " " " Stop Thumb Screw
8577	158	" " " " Supporting Washer
211d	170	" " " " " Screw
82026	162	Lifter
66f	170	" Bearing Screw
*81938	—	Lower Arm and Bed
8582	161	" " " " Steady Pin
81939	—	Needle Bar
81858	164	" " Clamp with 237f
SS50d	170	" " " Screw
237f	170	" " Needle Clamping Screw
8656	164	" " Thread Tension Spring
SS133d	170	" " " " " Screw
81940	163	Needle Bar, complete, Nos. SS50d, 8656, 81858, 81939 and two SS133d
81941	155	Needle Bar Cam and Pulley Wheel with 361c
3012	161	" " " " " " Pin
361c	170	" " " " " " Set Screw
81942	155	Needle Bar Driving Lever with 1801 and 14026
81943	161	" " " " " Joint Pin
1801	161	" " " " " Cam Roller and Stud

No	Plate						
81860	158	Needle Bar Piston Joint
8589	161	" " " " Pin
8590	155	" " Threading Wire
82019	268	Needle Plate (Fine and Medium Needle Holes)
82020	268	" " (Medium and Coarse Needle Holes)
84d	170	" " Bearing Screw
8593	161	" " Catch Pin
81946	158	" " " " Spring
8595	161	" " " " " Stud
207d	170	" " " " " Screw
NOTE.—No. 82020 is sent with this Machine unless other Needle Plate is specified on order.							
8670	156	Oil Cup with 8597 and 8695
8695	—	" " Oil Pad (Felt)
327d	170	" " Screw
8597	158	" " Spring
81947	160	Pinion Cover Plate
393c	170	" " " Screw
81948	158	Rack (Short)
81949	155	Rack Connection Rod (Long)
82011	155	Shaft
4449	157	" Bushing
82552	161	Shuttle Bobbin (Solid, Hardened)
7868	161	" " Retaining Spring
SS133d	170	" " " " " Screw
81993	949	" Body
81994	949	" Tension Spring
SS132d	170	" " Regulating Screw
81951	161	" Thread Pull-off
404d	170	" " " " " Screw
81952	161	Shuttle, complete, Nos. SS132d, SS133d, 404d, 7868, 81951, 81993, 81994 and 82552
81953	161	Shuttle Carrier
81954	164	" " Box Bushing
82029	158	" " Driving Pinion with 1335c
1335c	170	" " " " " Screw Pin
81956	158	" " Following Pinion
81957	164	" " " " " Stud

No	Plate						
81862	160	Shuttle Driving Cam with 361c
3012	161	" " " Pin
1808	161	" " " Roller and Stud
361c	170	" " " Set Screw
8613	156	Shuttle Driving Lever with 1808 and 8614
7d	170	" " " Bearing Screw
8614	161	" " " Stud
14026	161	" " " " Pin
8601	161	Spool Pin
8615	159	Stitch Regulator
8616	159	" " Gib
288d	170	" " Thumb Screw
668d	170	Tension Adjusting Stud
413d	170	" " " for Waxed Thread
1560d	170	" " " Thumb Nut
8617	159	" Cup (Release)
8618	158	" Disc
2102	158	" " for Waxed Thread
84113	158	" " Washer (Leather)
8619	158	" Spring
80548	158	" " for Waxed Thread
81877	161	" Thread Guide Pin for Waxed Thread
8620	158	Thread Eyelet (head of arm)
207d	170	" " Screw
8621	159	Vibrating Presser Lifting Lever
41d	170	" " " " Screw
8624	159	" " Regulating Lever
515e	170	" " " " Clamping Screw
8568	164	" " " " " Rivet
41d	170	" " " " Screw
8625	159	" " " " Slide Block
8626	159	" " " " " Washer
RR18	161	" " Roller
81868	161	" " " Pin
8627	156	" " Spring (Flat)
1539d	170	" " " Lock Nut
274d	170	" " " Screw
137e	170	Machine Screw (for fastening Machine to Stand)
SS418e	949	" " (for fastening Machine to Power Table)
82833	949	" " Washer (for use with SS418)

No. 29K31 Machine.

UNIVERSAL FEED ARM, 17½" FROM NEEDLE TO BASE OF ARM, FITTED FOR WAXED THREAD, WITH SIDE WHEEL.

This Machine is the same as 29K30, with the following exceptions:—

No.	Plate						
*81958		Arm of Machine with 4449
81959	155	Balance Wheel with two 434c
81866	156	" " Handle (Wood)
SS135d	170	" " " Spindle
1519d	170	" " " " Nut
81960	157	" " Hub
SS45c	170	" " " Screw
82009	164	" " Shaft
81869	160	" " " Gear
11663	161	" " " " Pin
81871	160	Shuttle Driving Cam with SS235c
81872	160	" " " Gear
SS235c	170	" " " " Set Screw

No. 29K32 Machine.

UNIVERSAL UPPER FEED, 17½" FROM NEEDLE TO BASE OF ARM, FOR STITCHING IN SMALLER SPACES THAN 29K30, FITTED FOR WAXED THREAD.

This Machine is the same as 29K30, with the following exceptions:—

No.	Plate	
*81962	—	Lower Arm and Bed
8655	—	Needle Bar
81857	156	Needle Bar, complete, Nos. SS50d, 8655, 8656, 81858, and two SS133d
82015	266	Needle Plate (Fine and Medium Needle Holes)
82016	267	" " (Medium and Coarse Needle Holes)
8594	158	" " Catch Pin Spring
NOTE.—No. 82016 is sent with this Machine unless other Needle Plate is specified on order.		
8598	160	Pinion Cover Plate
8599	158	Rack (Short)
81963	157	Rack Connection Rod (Long)
8604	161	Shuttle Bobbin
8654	161	" Body
81876	161	" Tension Spring
662d	170	" " Regulating Screw
81964	—	Shuttle, complete, Nos. 662d, 8604, 8654 and 81876
8605	161	Shuttle Carrier with 241d and 8610
8610	161	" " Spring
241d	170	" " Screw
33513	158	" " Driving Pinion with 1335c
8607	158	" " " " Bushing
8609	161	" " " " Stud
8608	158	" " Following Pinion
2103	162	Tension Spring

No. 29K33 Machine.

UNIVERSAL FEED ARM, 17½" FROM NEEDLE TO BASE OF ARM, FOR STITCHING IN SMALLER SPACES THAN 29K30, FITTED FOR WAXED THREAD, WITH SIDE WHEEL.

This Machine is the same as 29K30, with the following exceptions:—

No.	Plate	
*81958	—	Arm of Machine with 4419
81959	155	Balance Wheel with two 434c
81866	156	" " Handle (Wood)
SS135d	170	" " " Spindle
1519d	170	" " " " Nut
81960	157	" " Hub
SS45e	170	" " " Screw
82009	164	" " Shaft
81869	160	" " " Gear
11663	161	" " " " Pin
*81962	—	Lower Arm and Bed
8655	—	Needle Bar
81857	156	Needle Bar, complete, Nos. SS50d, 8655, 8656, 81858 and two SS133d
82015	266	Needle Plate (Fine and Medium Needle Holes)
82016	267	" " (Medium and Coarse Needle Holes)
8594	158	" " Catch Pin Spring
NOTE.—No. 82016 is sent with this Machine unless other Needle Plate is specified on order.		
8598	160	Pinion Cover Plate
8599	158	Rack (Short)
81963	157	Rack Connection Rod (Long)
8604	161	Shuttle Bobbin
8654	161	" Body
81876	161	" Tension Spring
662d	170	" " Regulating Screw
81964	—	Shuttle, complete, Nos. 662d, 8604, 8654 and 81876
8605	161	Shuttle Carrier with 241d and 8610
33513	158	" " Driving Pinion with 1335c
8607	158	" " " " Bushing
8609	161	" " " " Stud
8608	158	" " Following Pinion
8610	161	" " Spring
241d	170	" " " Screw
81871	160	Shuttle Driving Cam with SS235c
81872	160	" " " Gear
SS235c	170	" " " " Set Screw
2103	162	Tension Spring

ACCESSORIES.

ACCESSORIES supplied with Nos. 29K1 to 29K4, 29K10 to 29K18, 29K21 to 29K23, 29K32 and 29K33 Mchs.

No.	Plate	
8604	161	Bobbins (5)
—	—	Instruction Book
29 × 4	—	Needles (2 each sizes 19, 21 and 22)
8590	155	Needle Bar Threading Wire
36569	—	Oiler with 36571
36571	—	" Spout, 1 $\frac{3}{4}$ " long
25537	—	Screw Driver (Machine)
25538	—	" " (Shuttle Tension)
128e	170	Screws (4) (for fastening Machine to Stand), for 29K1 to 29K4, 29K10 to 29K18 and 29K21 to 29K23 Machines
137e	170	Screws (4) (for fastening Machine to Stand), for 29K32 and 29K33 Machines

ACCESSORIES supplied with Nos. 29K30 and 29K31 Machines

These Accessories are the same as for 29K1 to 29K4 etc., Machines, with the following exceptions:—

82552	161	Bobbins (5)
137e	170	Screws (4) (for fastening Machine to Stand)

BINDERS.

When ordering Binders, send Sample of the Binding and the Material to be bound.

BINDERS for Slipper Work, for Nos. 29K17, 29K18, 29K22 and 29K23 Machines.

85675	164	Binder , complete, $\frac{3}{8}$ ", with Cord Guide in Centre of Folder
85676	—	Binder , complete, $\frac{3}{8}$ ", with Cord Guide at Side of Folder
85677	—	Binder , complete, $\frac{3}{8}$ ", less Cord Guide

BOBBIN WINDERS.

BOBBIN WINDER (Eccentric) for Nos. 29K1 to 29K23 Machines.

No.	Plate	
8684	169	Eccentric
286d	170	" Thumb Screw
8683	169	Frame
128d	170	" Screw
8651	169	Spindle
81965	—	" 8651 with 8371
8371	169	" Pulley
2460	169	" " Rubber Ring
81966	169	Bobbin Winder , complete, Nos. 128d, 286d, 2460, 8683, 8684 and 81965

BOBBIN WINDER (Eccentric) for Nos. 29K30 and 29K31 Machines.

81967	169	Bracket (to fasten to Machine)
159f	169	" Screw
81968	—	Eccentric
286d	170	" Thumb Screw
81969	169	Frame with 8554
8554	169	" Steady Pin
SS79d	169	" Thumb Screw (to fasten to Bracket)
81970	169	Spindle
81971	—	" 81970 with 8371
8371	169	" Pulley
2460	169	" " Rubber Ring
81972	169	Bobbin Winder , complete, Nos. SS79d, 286d, 2460, 81968, 81969 and 81971

Nos. 81967 and 159f are used with, but not included in, 81972.

BOBBIN WINDER (Eccentric) for Nos. 29K32 and 29K33 Machines.

81967	169	Bracket (to fasten to Machine)
159f	169	" Screw
81968	—	Eccentric
286d	170	" Thumb Screw
81969	169	Frame with 8554
8554	169	" Steady Pin
SS79d	169	" Thumb Screw (to fasten to Bracket)
8651	169	Spindle
81965	—	" 8651 with 8371
8371	169	" Pulley
2460	169	" " Rubber Ring
81973	—	Bobbin Winder , complete, Nos. SS79d, 286d, 2460, 81965, 81968 and 81969

Nos. 159f and 81967 are used with, but not included in, 81973.

OBSOLETE PARTS.

No.	Plate	
81977	—	Balance Wheel with 361c for 29K1 Machine
81996	—	" " with two 434c for 29K2 Machine
81997	—	" " Hub for 29K2 Machine
81998	—	" " Shaft for 29K2 Machine
81999	—	" " Gear for 29K2 Machine
81978	—	Check Lever for 29K1 Machine
81981	—	Feed Motion Cam Wheel with RR18 and 81868 for 29K1 Machine
2117	161	" " " " Pin
81979	—	Foot Bar Revolving Joint Guide Plate
81982	—	Head of Machine for 29K1 Machine
81853	156	" " " for 29K1, 29K2, 29K10 to 29K12, 29K13, 29K16 to 29K18, 29K21 to 29K23 and 29K30 to 29K33 Machines
81873	—	Head of Machine for 29K3, 29K4, 29K14 and 29K15 Machines
81983	159	Lifter for 29K1 Machine
81854	159	" " 29K1 to 29K4, 29K12 to 29K15 and 29K30 to 29K33 Machines
81885	162	" " 29K10, 29K11, 29K16 to 29K18 and 29K21 to 29K23 Machines
81984	—	" Centre for 29K1 Machine
81985	158	" Spring for 29K1 Machine
81855	158	" Spring
81988	—	Needle Bar Cam and Pulley Wheel for 29K1 Machine
81987	—	" " Driving Lever with 1801 for 29K1 Machine
81986	158	" " Piston Joint for 29K1 Machine
8591	165	Needle Plate for 29K1, 29K2, 29K10, 29K11 and 29K21 Machines
82004	166	Needle Plate (Broad End) for 29K1, 29K2, 29K10, 29K11 and 29K21 Machines
82005	167	" " (Broad Ends) for 29K1, 29K2, 29K10, 29K11 and 29K21 Machines
82003	166	" " (Broad Ends) for 29K3, 29K4, 29K32 and 29K33 Machines

No.	Plate	
82006	167	Needle Plate (Broad Ends) for 29K3 and 29K4 Machines
81875	165	" " for 29K3, 29K4, 29K32 and 29K33 Machines
81897	167	" " (Broad End) for 29K12 to 29K16 Machines
81896	165	" " for 29K12, 29K13 and 29K16 Machines
82017	267	" " (Fine and Medium Needle Holes) for 29K12, 29K13 and 29K16 Machines
82018	267	" " (Medium and Coarse Needle Holes) for 29K14 and 29K15 Machines
81901	165	" " for 29K14 and 29K15 Machines
81944	166	" " for 29K30 and 29K31 Machines
82002	164	" " (Broad Ends) for 29K30 and 29K31 Machines
81989	—	Shaft for 29K1 Machine
81995	—	" " 29K2 "
81990	—	Shuttle Carrier with 241d and 81991 for 29K1 Machine
81991	—	" " Spring for 81990
8606	—	Shuttle Carrier Driving Pinion with 627c for 29K1 to 29K4, 29K10, 29K11, 29K17, 29K18 and 29K21 to 29K23 Machines
81992	—	Shuttle Driving Cam for 29K1 Machine
82000	—	" " " with SS235c for 29K2 Machine
82001	—	" " " Gear for 29K2 Machine
81955	—	Shuttle Carrier Driving Pinion with 627c for 29K30 to 29K33 Machines

No. 29K21 Machine. (OBSOLETE)

UNIVERSAL FEED ARM, WITH HIGH LIFT, FOR SHOE BINDING.

This Machine is the same as 29K1, with the following exceptions:—

No.	Plate	
81915	949	Feed Motion Bell Crank Lever
*81926	—	Lower Arm and Bed
82028	162	Lifter
81927	—	Needle Bar
81888	—	" " Clamp with 237f
81928	163	Needle Bar, complete, Nos. SS50d, 8656, 81888, 81927 and two SS133d
81891	162	Needle Bar Piston Joint
81929	164	Tension Cup
81930	949	Vibrating Presser Lifting Lever

Bobbin Winder for Nos. 29K1 to 29K21 Machines.

No.	Plate	
81974	169	Frame with 8568
8568	169	" Stop Pin
28f	169	" Screw
81975	169	" Spring
7958	169	" " Steady Pin
8651	169	Spindle
8371	169	" Pulley
2460	169	" " Rubber Ring
81976	169	Bobbin Winder, complete, Nos. 28f, 2460, 7958, 8371, 8615, 81974 and 81975

NUMERICAL LIST OF PARTS FOR CLASS 29K MACHINES.

No.	Plate	
7d	170	Shuttle Driving Lever Bearing Screw ...
NN16d	949	Braid Bobbin Screw Spindle Thumb Nut for 81914
RR18	161	Vibrating Presser Roller for 81861, 81882 and 81981
28f	169	Bobbin Winder Frame Screw for 81976 (Obs.)
41d	170	Vibrating Presser Lifting Lever Screw ...
41d	170	Vibrating Presser Regulating Lever Screw ...
SS45c	170	Balance Wheel Hub Screw for 29K2, 29K4, 29K11, 29K13, 29K15, 29K18, 29K23, 29K31 and 29K33 Machines
SS50d	170	Needle Bar Clamp Screw for 81857, 81889, 81928, 81940 and 82031
66f	170	Lifter Bearing Screw
NN66d	170	Check Lever Thread Take-up Adjustment Screw Thumb Nut
SS79d	169	Bobbin Winder Frame Thumb Screw (to fasten to Bracket) for 81972 and 81973
84d	170	Needle Plate Bearing Screw
84d	170	Throat Plate Binding Screw for 81924 and 81932
118e	170	Arm of Machine Base Screw
123e	170	Lower Arm and Bed Binding Screw for 81895 and 81903
128d	170	Bobbin Winder Frame Screw for 81966 ...
128d	170	Head Binding Screw
128e	170	Machine Screw (for fastening Machine to Stand) for 29K1 to 29K4, 29K10 to 29K18, and 29K21 to 29K23 Machines
SS130e	162	Machine Screw (for fastening Machine to Power Table) for 29K1 to 29K4, 29K10 to 29K18 and 29K21 to 29K23 Machines ...
SS132d	170	Shuttle Tension Regulating Screw for 81952
SS133d	170	Needle Bar Thread Tension Spring Screw for 81857, 81889, 81928, 81940 and 82031 ...
SS133d	170	Shuttle Bobbin Retaining Spring Screw for 81952
SS135d	170	Balance Wheel Handle Spindle for 29K2, 29K4, 29K11, 29K13, 29K15, 29K18, 29K23, 29K31 and 29K33 Machines