

**DESIGN.**

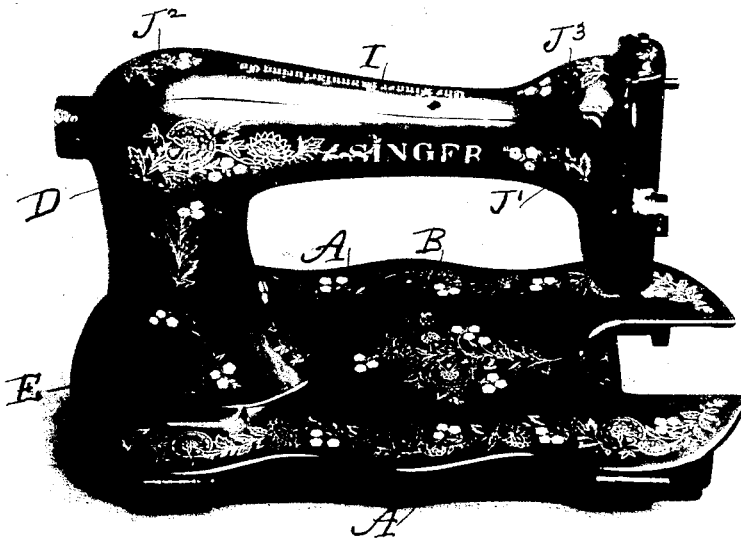
G. A. SQUIRE. *BEST AVAILABLE COPY*

ORNAMENTATION OF A SEWING MACHINE.


No. 15,218.

Patented Aug. 5, 1884.

*Fig. 1.*



*Fig. 2.*



DESIGN.

G. A. SQUIRE. BEST AVAILABLE COPY

ORNAMENTATION OF A SEWING MACHINE.

No. 15,218.

Patented Aug. 5, 1884.



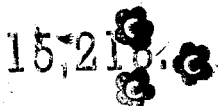
# DESIGN.

G. A. SQUIRE. BEST AVAILABLE COPY

ORNAMENTATION OF A SEWING MACHINE.

Patented Aug. 5, 1884.

Fig. 12.



J

Fig. 5.




Fig. 6.



D

I

Fig. 11



J^3

J^2

Fig. 12^b

Fig. 12^c

J^1



Fig. 10.

Fig. 12^a



G

Fig. 8

Fig. 9.



F

Fig. 7.



H

# UNITED STATES PATENT OFFICE.

GEORGE ALFRED SQUIRE, OF BAYONNE, NEW JERSEY.

## DESIGN FOR ORNAMENTATION OF A SEWING-MACHINE.

SPECIFICATION forming part of Design No. 15,218, dated August 5, 1884.

Application filed May 31, 1884. Term of patent 14 years.

*To all whom it may concern:*

Be it known that I, GEORGE ALFRED SQUIRE, a citizen of the United States, residing at Bayonne, in the county of Hudson and State of New Jersey, have invented and produced a new and original Design for the Ornamentation of Sewing-Machines, of which the following is a specification.

In the accompanying illustrations, Figures 1 and 2 are opposite views, in perspective, of a sewing-machine plate and arm ornamented with my new designs. Figs. 3 and 3<sup>a</sup> (one of which is a reversal or negative of the other) show the ornamentations for the sides of the cloth-plate; and Fig. 4, the ornamentation for the central part of the same. Figs. 5 and 6 show the main ornaments for the opposite sides of the arm, and Figs. 7, 8, 9, and 10 the ornaments for the lower portion of the upright part or post of the arm. Fig. 11 is the ornamental lettering for the upper side of the arm; and Figs. 12, 12<sup>a</sup>, 12<sup>b</sup>, and 12<sup>c</sup> (which are all alike) are small ornaments for the opposite sides of the forward end of the arm, and for the upper side thereof.

Groups A are the ornamentations for the sides of the cloth-plate. Each of these groups consists of a long spray or branch, curved and recurved to conform somewhat to the contour of the plate, and having large dianthus-like flowers and smaller flowers and pointed leaves.

Group B, which ornaments the center of the cloth-plate, contains two large dianthus-like flowers, smaller flowers, and pointed leaves, the branches or stems drooping or curving outwardly from the center.

Group C, which is the main ornament for the front side of the arm, represents a curved branch having two dianthus-like flowers, smaller flowers, and pointed leaves, a slender portion of the branch extending into a word—in this case the word "Singer"—placed at the forward part of the group.

Group D is the main ornament for the rear side of the arm, said group being curved so that one portion is nearly at right angles to the other. The flowers and leaves of this group are much like those of group C, but are rather more numerous, and a small spray extends into a word—in this case the word "Singer"—placed at front part of the group.

Group E, which is a compact cluster comprising one large dianthus-like flower, smaller flowers, pointed leaves, and intertwined branches, is for the ornamentation of the base of the rear side of the post.

Group F is intended for the front side of the post near its base, and comprises two branches, curving toward each other, leaving space between them for the trade-mark.

Group G, which is for the inner side of the post, is a branch with pointed leaves, a large drooping flower near its center, and a small bunch of flowers at its top.

Group H, which is for the face-plate, is an upright branch with pointed leaves and a cluster of small flowers near its center.

Group I consists of words in German-text letters, and is for the upper side of the arm.

Groups J, J', J<sup>2</sup>, and J<sup>3</sup> are all alike, and each consists of a small branch with pointed leaves and three small flowers. These groups are intended for the upper side of the arm and the opposite sides of the forward part of the same.

I claim—

1. The design for the ornamentation of sewing-machines, consisting of group A, substantially as shown.

2. The design for the ornamentation of sewing-machines, consisting of group B, substantially as shown.

3. The design for the ornamentation of sewing-machines, consisting of group C, substantially as shown.

4. The design for the ornamentation of sewing-machines, consisting of group D, substantially as shown.

5. The design for the ornamentation of sewing-machines, consisting of group E, substantially as shown.

6. The design for the ornamentation of sewing-machines, consisting of group F, substantially as shown.

7. The design for the ornamentation of sewing-machines, consisting of group G, substantially as shown.

8. The design for the ornamentation of sewing-machines, consisting of group H, substantially as shown.

9. The design for the ornamentation of sewing-machines, consisting of the combination of groups A A and B, substantially as shown.

10. The design for the ornamentation of sewing-machines, consisting of the combination of groups C and F, substantially as shown.

5 11. The design for the ornamentation of sewing-machines, consisting of the combination of groups C and J, substantially as shown.

12. The design for the ornamentation of sewing-machines, consisting of the combination of groups D and E, substantially as shown.

10 13. The design for the ornamentation of sewing-machines, consisting of the combination of groups D, E, and J, substantially as shown.

14. The design for the ornamentation of sewing-machines, consisting of the combination of groups A B C D E F G H J J' J<sup>2</sup> J<sup>3</sup>, sub- 15  
stantially as shown.

In testimony whereof I affix my signature in presence of two witnesses.

GEORGE ALFRED SQUIRE.

Witnesses:

L. B. MILLER,

A. D. HARTWELL.